

Pump Track Site Evaluation

July 27, 2021



ROCKLIN
CALIFORNIA



ROCKLIN
CALIFORNIA

Evaluation Criteria

- **Build Ready-** two acres of land to support construction of a pump track and additional amenities.
- **Visibility-** enhances park user's comfort and security.
- **Existing amenity access-** existing amenities (restrooms, water fountains and parking) within a reasonable distance.
- **Parking-** adequate parking for visitors and possible large events.
- **Project Funding-** funding available to support the project.
- **Bike Access** – proximity to bike paths and bike lanes.



Whitney Community Park

Pros

- Undeveloped area provides space for pump track and additional park development
- Funding through NW Rocklin Community Park Fund
- Safe bike access
- Visibility / Safety

Cons

- Proximity of existing restrooms and water fountains
- Additional parking needed during periods of high demand

Whitney Park

Legend

- Existing Storm Drain
- Proposed Build Site
- Water Fountain





Twin Oaks Community Park

Pros

- Parking near potential build site
- Undeveloped area provides enough space for pump track construction

Cons

- Visibility / Safety
- Safe bike access
- Proximity of existing restrooms and water fountains
- Uses most of existing undeveloped park space
- Dedicated funding source

Twin Oaks Park

Legend

- Existing Storm Drain
- Proposed Build Site
- Water Fountain



Margaret Azevedo Community Park

Pros

- Undeveloped area provides enough space for pump track construction
- Proximity of existing restrooms and drinking fountains
- Parking near potential build site

Cons


- Undeveloped area could have alternative future use
- Safe bike access
- Visibility / Safety
- Would use most of existing undeveloped park space
- Dedicated funding source




ROCKLIN
CALIFORNIA

Margaret Azevedo Park

Legend

 Potential build site



Johnson-Springview Community Park

Pros

- Undeveloped area provides space for pump track and additional park development
- Parking near potential build site
- Visibility / Safety (one location)

Cons



- Visibility / Safety (one location)
- Safe bike access
- Proximity of existing restrooms and drinking fountains
- Dedicated funding source



ROCKLIN
CALIFORNIA

Johnson Springview Park

Legend

-  Disk Golf Area / No build
-  Potential build sites

