



City Council Report

Subject: Quarterly Report

Submitted by: Crime Analyst Shawn Baird

Date: 9/14/21

Department: Police

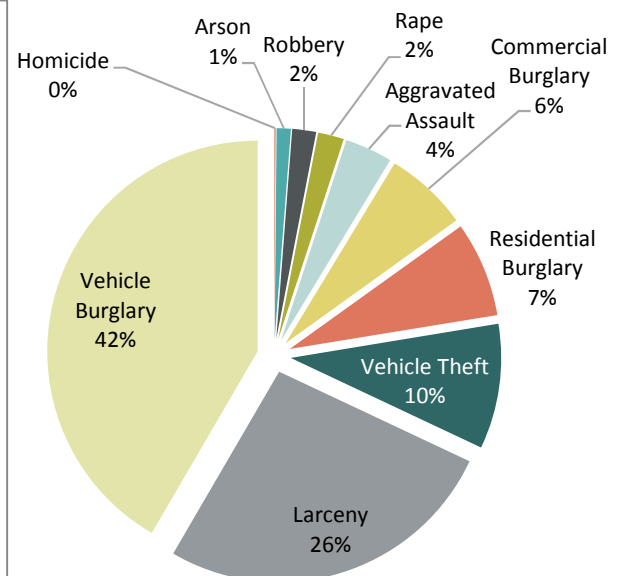
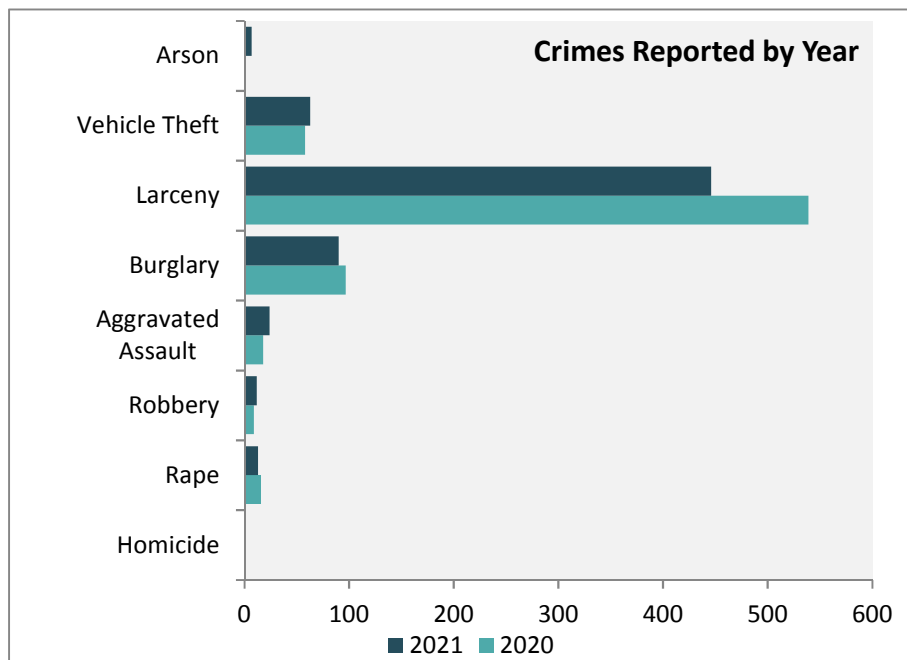
- **Staff Recommendation:** None. Report for Information Only

Below is a summary for the Rocklin Police Department crime rate and performance for 1/1/21 – 8/23/21.

Crime Rate and Trends

	2020	2021	% Change
Crime Rate	10.7	9.3	-13%
Total Crime	738	656	-11%
Violent Crime	43	50	16%
Homicide	0	1	NC
Rape	16	13	-19%
Robbery	9	12	33%
Aggravated Assault	18	24	33%
Property Crime	695	606	-13%
Burglary	97	90	-7%
Larceny	539	446	-17%
Vehicle Theft	58	63	9%
Arson	1	7	600%

- Crime rate is currently 9.3, a decrease of 13% from the same time period last year.
- Total part 1 crime decreased 11%
- Total violent crime increased 16%
- Total property crime decreased 13%
 - Shoplifting decreased 52%
 - Theft from vehicles decreased 18%
 - Motor vehicle theft increased 9%



Crime Summary

Overall crime in the City of Rocklin, for two thirds of this year, has decreased by 13% from the same time period last year. Total part 1 crimes decreased by 11% (-82). Violent crime increased 16% due to increases in reported robbery (+3) and aggravated assault (+6). Total property crime decreased 13% over the same period in 2020. Burglary (residential and commercial) recorded a decrease of 7% (-7), while vehicle theft saw an increase of 9% (+5). Larceny decreased 17% with theft from vehicles and shoplifting decreasing 18% and 52%, respectively. Catalytic converter thefts (which are included in the totals of larceny - theft from vehicle) continue to be an issue, not just Citywide, but in the region.

Total police incidents decreased 5% (-1575), with calls for service decreasing 3% (535) and officer initiated activity decreasing 8% (1040). Overall arrests increased 10%, with felonies increasing 2% and misdemeanors increasing 14%.

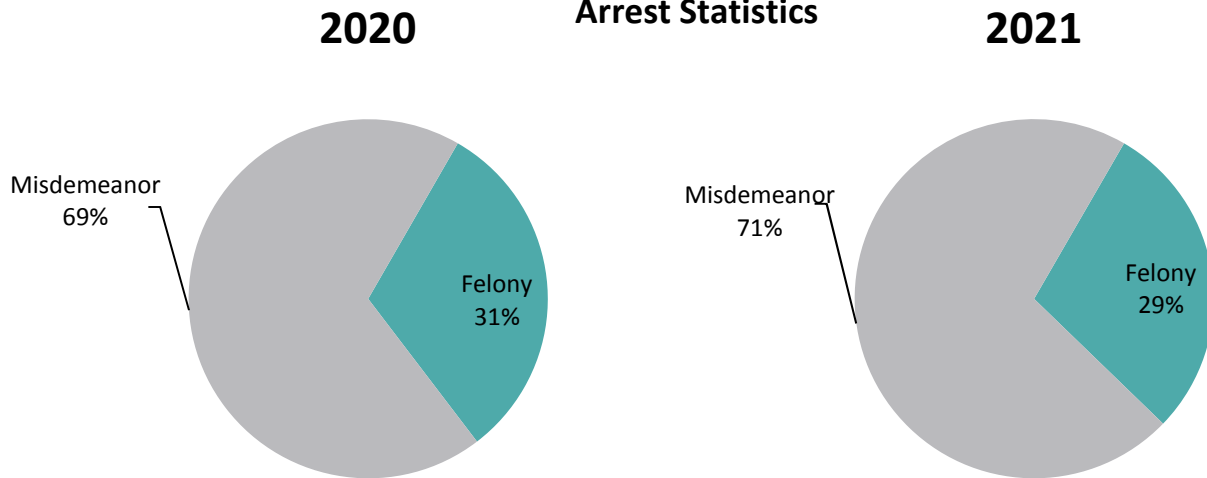
Total traffic collisions across the City increased 27% for a net increase of 55 additional collisions from the previous 2020 time period. Of the additional accidents, 20 resulted in injury and an additional 35 were property damage only. Overall, both injury and non-injury accidents increased at rates of 49% and 22% respectively. Citations written increased 21%.

Performance Measures

	2020	2021	% Change
Total Incidents	34785	33210	-5%
Calls for Service	21275	20740	-3%
Officer Initiated Incidents	13510	12470	-8%
Total Reports	2560	2576	1%
Accidents	203	258	27%
Arrests	604	664	10%
Felony	189	192	2%
Misdemeanor	415	472	14%
Citations	1642	1985	21%

- Total Police incidents decreased 5%
- Dispatched calls for service decreased 3%
- Officer initiated activity decreased 8%
- Overall arrests increased 10%
 - Misdemeanor arrests increased 14%
 - Felony arrests increased 2%

Arrest Statistics



Collision Statistics

	2020	2021	% Change
Injury Collisions	41	61	49%
Non-Injury Collisions	162	197	22%
Total Traffic Collisions	203	258	27%
Traffic Citations	1642	1985	21%

2021 Top 5 Collision Locations	
1.	Sunset Bl / Pacific St (8)
2.	Rocklin Rd / I80 (8)
3.	Sierra College Bl / Schriber Wy (7)
4.	Sierra College Bl / Crossings Dr (7)
5.	Park Dr / Sunset Bl (7)

- Total number of traffic collisions increased 27%
- Total number of citations written increased 21%

Animal Control

	2020	2021	% Change
Calls for Service	1065	1019	-4%
Self-Initiated Incidents	503	443	-12%
Total Animal Control Calls	1568	1462	-7%
Animal Licenses	1048	1103	5%

Attachments: None