



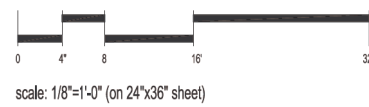
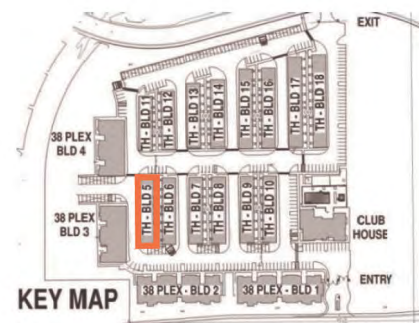
WEST ELEVATION



WEST ELEVATION - PERSPECTIVE



SOUTH ELEVATION



TEKIN & ASSOCIATES, LLC.  
Frisco, TX

**A3.01**  
EXTERIOR ELEVATIONS - BLDG 5 - 8-PLEX  
**LONETREE COMMUNITY**  
ROCKLIN, CA.







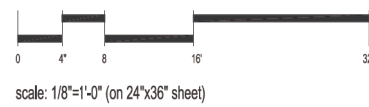
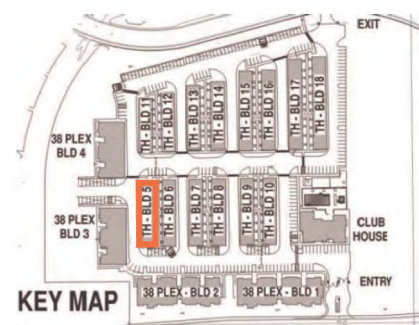
EAST ELEVATION



EAST ELEVATION - PERSPECTIVE



NORTH ELEVATION



TEKIN & ASSOCIATES, LLC.  
Frisco, TX

A3.02  
EXTERIOR ELEVATIONS - BLDG 5 - 8-PLEX  
LONETREE COMMUNITY  
ROCKLIN, CA.







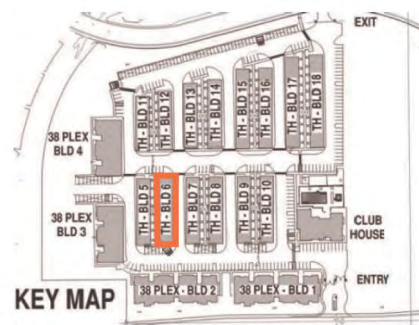
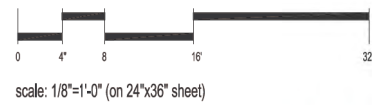
EAST ELEVATION



EAST ELEVATION - PERSPECTIVE



NORTH ELEVATION



TEKIN & ASSOCIATES, LLC.  
Frisco, TX

**A3.03**  
EXTERIOR ELEVATIONS - BLDG 6 - 8-PLEX  
**LONETREE COMMUNITY**  
ROCKLIN, CA.







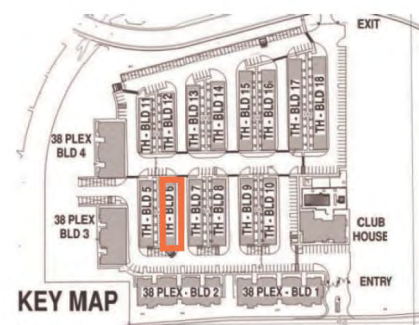
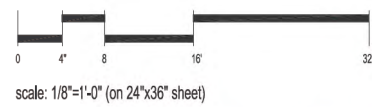
WEST ELEVATION



WEST ELEVATION - PERSPECTIVE



SOUTH ELEVATION



TEKIN & ASSOCIATES, LLC.  
Frisco, TX

EXTERIOR ELEVATIONS - BLDG 6 - 8-PLEX

**LONETREE COMMUNITY**

ROCKLIN, CA.







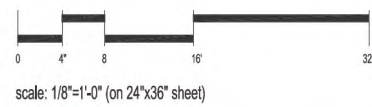
EAST ELEVATION



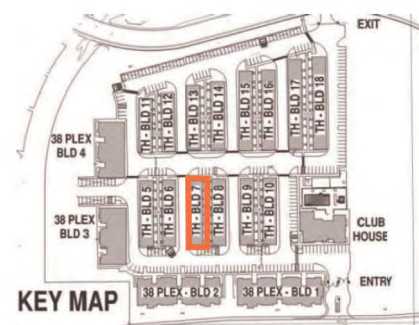
EAST ELEVATION - PERSPECTIVE



NORTH ELEVATION



scale: 1/8"=1'-0" (on 24"x36" sheet)



TEKIN & ASSOCIATES, LLC.  
Frisco, TX

**A3.06**  
EXTERIOR ELEVATIONS - BLDG 7 - 8-PLEX  
**LONETREE COMMUNITY**  
ROCKLIN, CA.







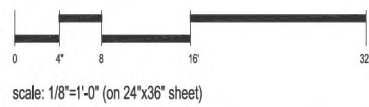
EAST ELEVATION



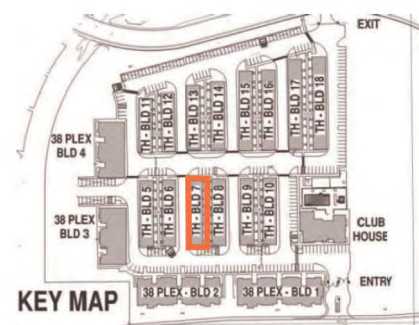
EAST ELEVATION - PERSPECTIVE



NORTH ELEVATION



scale: 1/8"=1'-0" (on 24"x36" sheet)



TEKIN & ASSOCIATES, LLC.  
Frisco, TX

A3.06  
EXTERIOR ELEVATIONS - BLDG 7 - 8-PLEX  
**LONETREE COMMUNITY**  
ROCKLIN, CA.







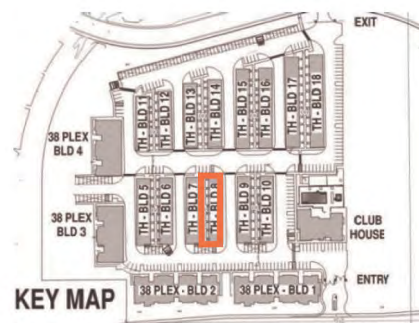
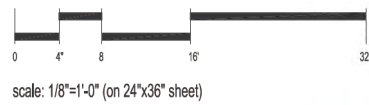
EAST ELEVATION



EAST ELEVATION - PERSPECTIVE



NORTH ELEVATION



TEKIN & ASSOCIATES, LLC.  
Frisco, TX

**A3.07**  
EXTERIOR ELEVATIONS - BLDG 8 - 8-PLEX  
**LONETREE COMMUNITY**  
ROCKLIN, CA.







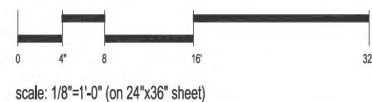
WEST ELEVATION



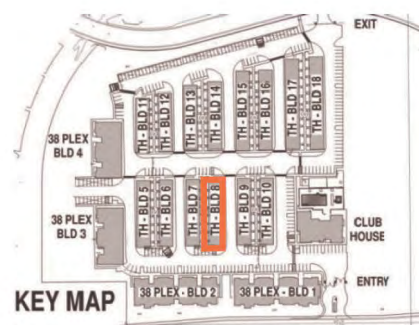
WEST ELEVATION - PERSPECTIVE



SOUTH ELEVATION



scale: 1/8"=1'-0" (on 24"x36" sheet)



TEKIN & ASSOCIATES, LLC.  
Frisco, TX

EXTERIOR ELEVATIONS - BLDG 8 - 8-PLEX

LONETREE COMMUNITY

ROCKLIN, CA.



A3.08







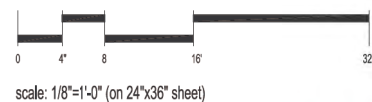
WEST ELEVATION



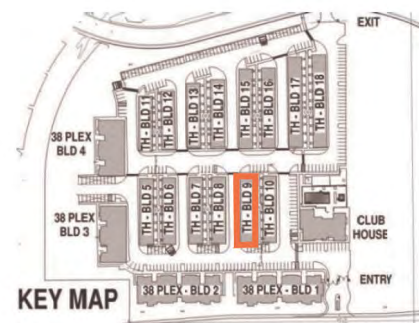
WEST ELEVATION - PERSPECTIVE



SOUTH ELEVATION



scale: 1/8"=1'-0" (on 24"x36" sheet)



TEKIN & ASSOCIATES, LLC.  
Frisco, TX

**A3.09**  
EXTERIOR ELEVATION - BLDG 9 - 8-PLEX  
**LONETREE COMMUNITY**  
ROCKLIN, CA.







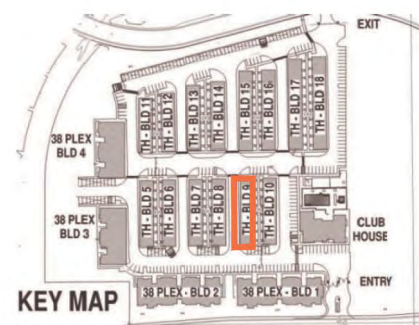
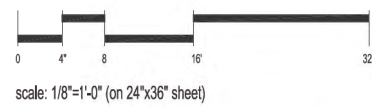
EAST ELEVATION



EAST ELEVATION - PERSPECTIVE



NORTH ELEVATION



TEKIN & ASSOCIATES, LLC.  
Frisco, TX

**A3.10**  
EXTERIOR ELEVATION - BLDG 9 - 8-PLEX  
**LONETREE COMMUNITY**  
ROCKLIN, CA.







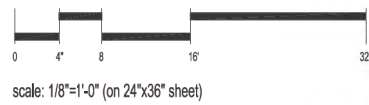
EAST ELEVATION



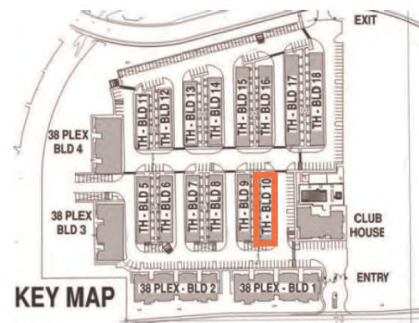
EAST ELEVATION - PERSPECTIVE



NORTH ELEVATION



scale: 1/8"=1'-0" (on 24"x36" sheet)



TEKIN & ASSOCIATES, LLC.  
Frisco, TX

**A3.11**  
EXTERIOR ELEVATIONS - BLDG 10 - 8-PLEX  
**LONETREE COMMUNITY**  
ROCKLIN, CA.







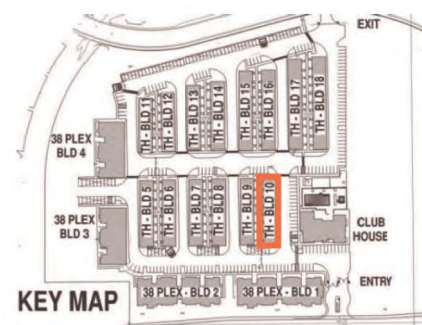
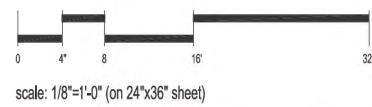
WEST ELEVATION



WEST ELEVATION - PERSPECTIVE



SOUTH ELEVATION



TEKIN & ASSOCIATES, LLC.  
Frisco, TX

EXTERIOR ELEVATIONS - BLDG 10 - 8-PLEX

**LONETREE COMMUNITY**

ROCKLIN, CA.







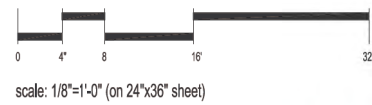
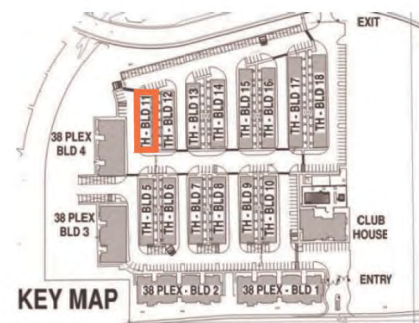
WEST ELEVATION



WEST ELEVATION - PERSPECTIVE



SOUTH ELEVATION



scale: 1/8"=1'-0" (on 24"x36" sheet)

TEKIN & ASSOCIATES, LLC.  
Frisco, TX

EXTERIOR ELEVATIONS - BLDG 11 - 7-PLEX

**LONETREE COMMUNITY**

ROCKLIN, CA.







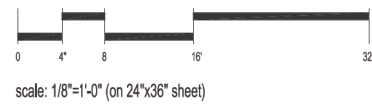
EAST ELEVATION



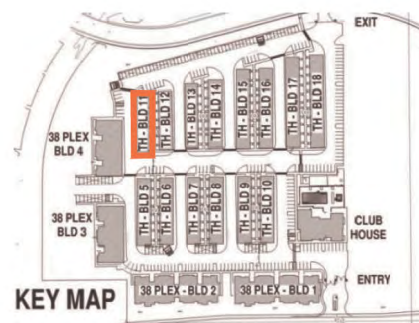
EAST ELEVATION - PERSPECTIVE



NORTH ELEVATION



scale: 1/8"=1'-0" (on 24"x36" sheet)



TEKIN & ASSOCIATES, LLC.  
Frisco, TX

A3.14  
EXTERIOR ELEVATIONS - BLDG 11 - 7-PLEX  
LONETREE COMMUNITY  
ROCKLIN, CA.







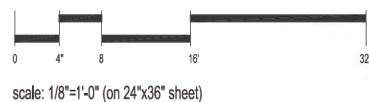
EAST ELEVATION



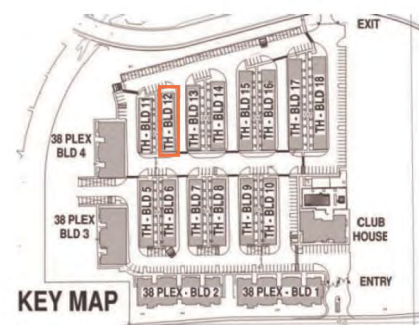
EAST ELEVATION - PERSPECTIVE



NORTH ELEVATION



scale: 1/8"=1'-0" (on 24"x36" sheet)



TEKIN & ASSOCIATES, LLC.  
Frisco, TX

**A3.15**  
EXTERIOR ELEVATIONS - BLDG 12 - 8-PLEX  
**LONETREE COMMUNITY**  
ROCKLIN, CA.







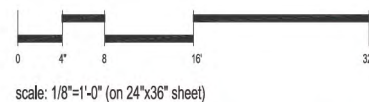
WEST ELEVATION



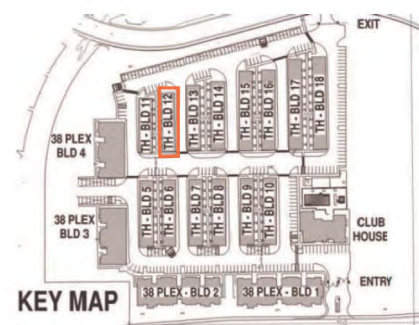
WEST ELEVATION - PERSPECTIVE



SOUTH ELEVATION



scale: 1/8"=1'-0" (on 24"x36" sheet)



TEKIN & ASSOCIATES, LLC.  
Frisco, TX

EXTERIOR ELEVATIONS - BLDG 12 - 8-PLEX

LONETREE COMMUNITY

ROCKLIN, CA.

NOT FOR CONSTRUCTION







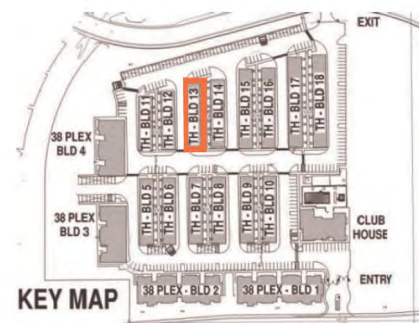
WEST ELEVATION



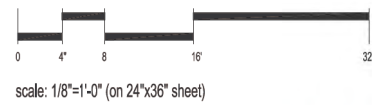
WEST ELEVATION - PERSPECTIVE



SOUTH ELEVATION



KEY MAP



scale: 1/8"=1'-0" (on 24"x36" sheet)

TEKIN & ASSOCIATES, LLC.  
Frisco, TX

**A3.17**  
EXTERIOR ELEVATIONS - BLDG 13 - 9-PLEX  
**LONETREE COMMUNITY**  
ROCKLIN, CA.







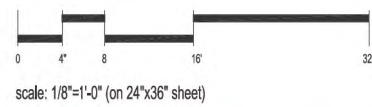
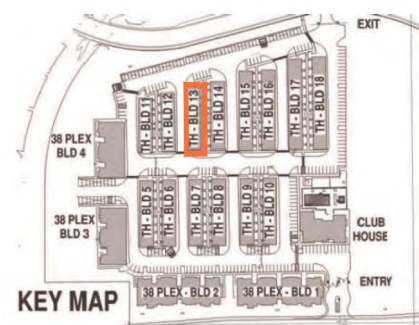
EAST ELEVATION



EAST ELEVATION - PERSPECTIVE



NORTH ELEVATION



scale: 1/8"=1'-0" (on 24"x36" sheet)

TEKIN & ASSOCIATES, LLC.  
Frisco, TX

A3.18  
EXTERIOR ELEVATIONS - BLDG 13 - 9-PLEX  
LONETREE COMMUNITY  
ROCKLIN, CA.







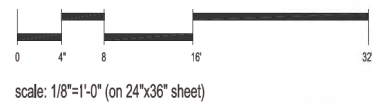
EAST ELEVATION



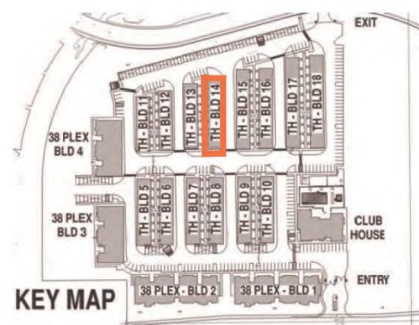
EAST ELEVATION - PERSPECTIVE



NORTH ELEVATION



scale: 1/8"=1'-0" (on 24"x36" sheet)



TEKIN & ASSOCIATES, LLC.  
Frisco, TX

**A3.19**  
EXTERIOR ELEVATIONS - BLDG 14 - 10-PLEX  
**LONETREE COMMUNITY**  
ROCKLIN, CA.







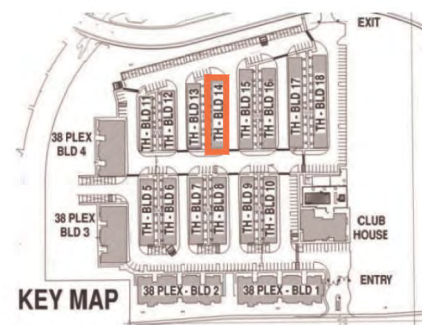
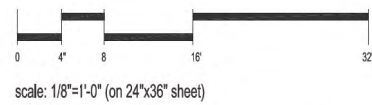
WEST ELEVATION



WEST ELEVATION - PERSPECTIVE



SOUTH ELEVATION



TEKIN & ASSOCIATES, LLC.  
Frisco, TX

EXTERIOR ELEVATIONS - BLDG 14 - 10-PLEX

**LONETREE COMMUNITY**

ROCKLIN, CA.







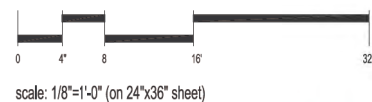
WEST ELEVATION



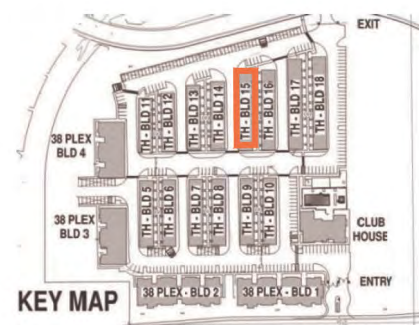
WEST ELEVATION - PERSPECTIVE



SOUTH ELEVATION



scale: 1/8"=1'-0" (on 24"x36" sheet)



TEKIN & ASSOCIATES, LLC.  
Frisco, TX

**A3.21**  
EXTERIOR ELEVATIONS - BLDG 15 - 10-PLEX  
**LONETREE COMMUNITY**  
ROCKLIN, CA.







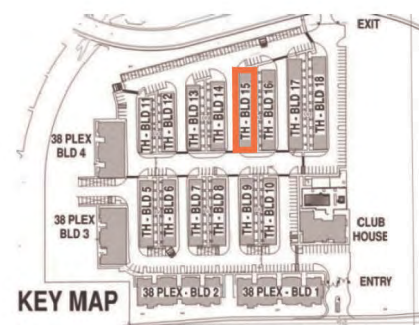
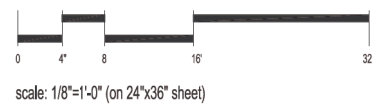
EAST ELEVATION



EAST ELEVATION - PERSPECTIVE



NORTH ELEVATION



TEKIN & ASSOCIATES, LLC.  
Frisco, TX

**A3.22**  
EXTERIOR ELEVATIONS - BLDG 15 - 10-PLEX  
**LONETREE COMMUNITY**  
ROCKLIN, CA.







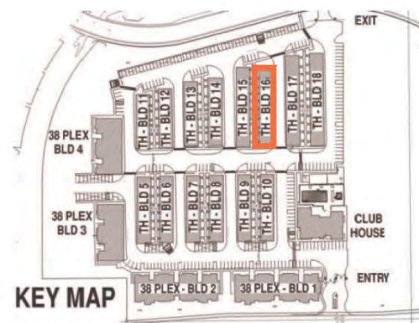
EAST ELEVATION



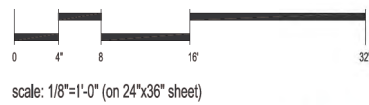
EAST ELEVATION - PERSPECTIVE



NORTH ELEVATION



KEY MAP



scale: 1/8"=1'-0" (on 24"x36" sheet)

TEKIN & ASSOCIATES, LLC.  
Frisco, TX

**A3.23**  
EXTERIOR ELEVATIONS - BLDG 16 - 10-PLEX  
**LONETREE COMMUNITY**  
ROCKLIN, CA.







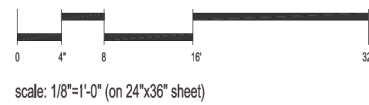
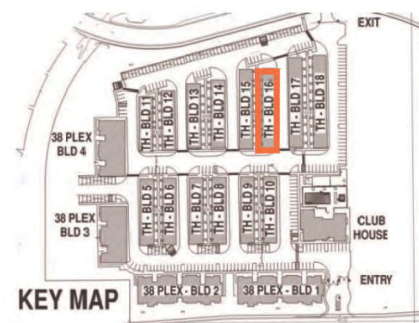
WEST ELEVATION



WEST ELEVATION - PERSPECTIVE



SOUTH ELEVATION



scale: 1/8"=1'-0" (on 24"x36" sheet)

TEKIN & ASSOCIATES, LLC.  
Frisco, TX

EXTERIOR ELEVATIONS - BLDG 16 - 10-PLEX

LONETREE COMMUNITY

ROCKLIN, CA.

NOT FOR CONSTRUCTION







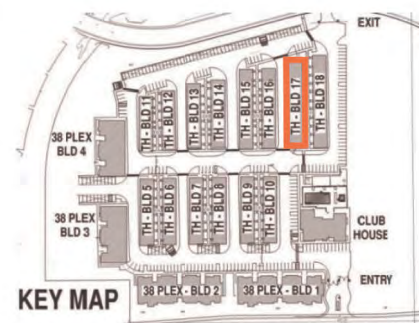
WEST ELEVATION



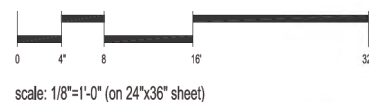
WEST ELEVATION - PERSPECTIVE



SOUTH ELEVATION



KEY MAP



scale: 1/8"=1'-0" (on 24"x36" sheet)

TEKIN & ASSOCIATES, LLC.  
Frisco, TX

EXTERIOR ELEVATIONS - BLDG 17 - 11-PLEX

LONETREE COMMUNITY

ROCKLIN, CA.

A3.25







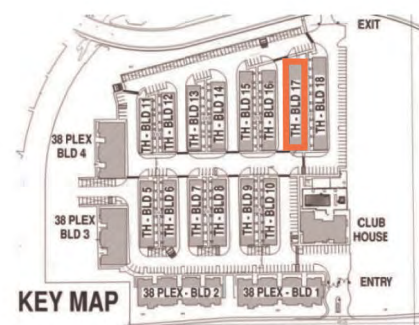
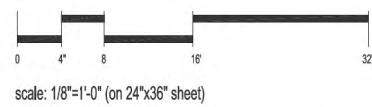
EAST ELEVATION



EAST ELEVATION - PERSPECTIVE



NORTH ELEVATION



TEKIN & ASSOCIATES, LLC.  
Frisco, TX

EXTERIOR ELEVATIONS - BLDG 17 - 11-PLEX

LONETREE COMMUNITY

ROCKLIN, CA.

A3.26







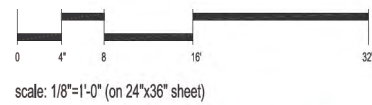
EAST ELEVATION



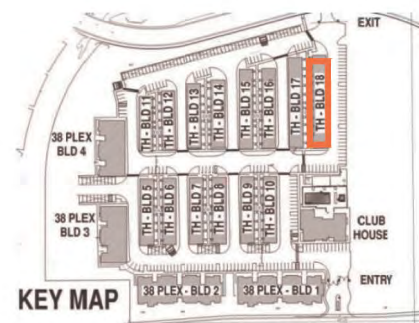
EAST ELEVATION - PERSPECTIVE



NORTH ELEVATION



scale: 1/8"=1'-0" (on 24"x36" sheet)



TEKIN & ASSOCIATES, LLC.  
Frisco, TX

**A3.27**  
EXTERIOR ELEVATIONS - BLDG 18 - 11-PLEX  
**LONETREE COMMUNITY**  
ROCKLIN, CA.







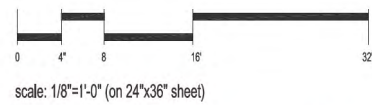
WEST ELEVATION



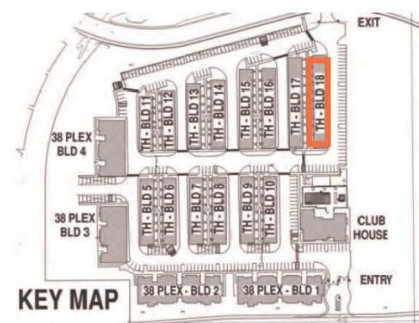
WEST ELEVATION - PERSPECTIVE



SOUTH ELEVATION



scale: 1/8"=1'-0" (on 24"x36" sheet)



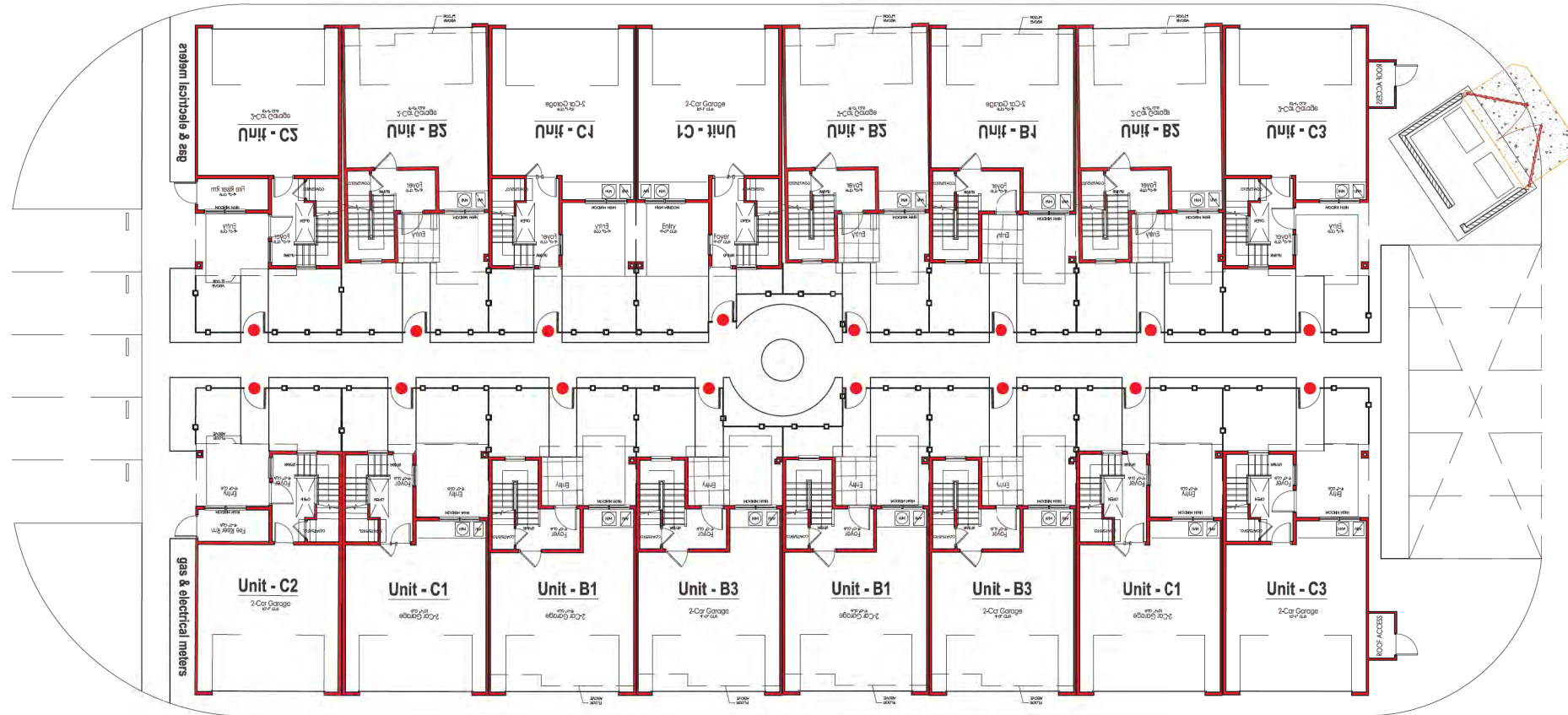
TEKIN & ASSOCIATES, LLC.  
Frisco, TX

**A3.28**  
EXTERIOR ELEVATIONS - BLDG 18 - 11-PLEX  
**LONETREE COMMUNITY**  
ROCKLIN, CA.

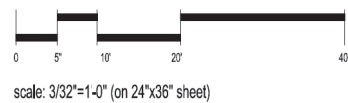
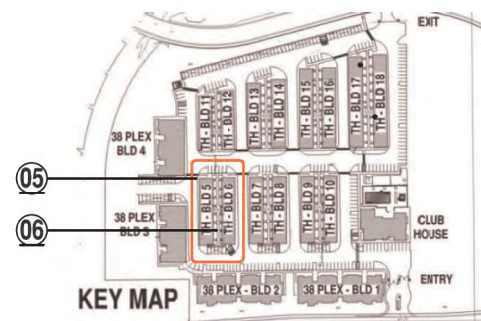




MAIN ENTRY



FIRST FLOOR



scale: 3/32"=1'-0" (on 24"x36" sheet)

TEKIN & ASSOCIATES, LLC.  
Frisco, TX

1ST FLOOR FLOOR PLAN - BLDG 5 & 6

LONETREE COMMUNITY

ROCKLIN, CA.

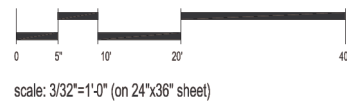
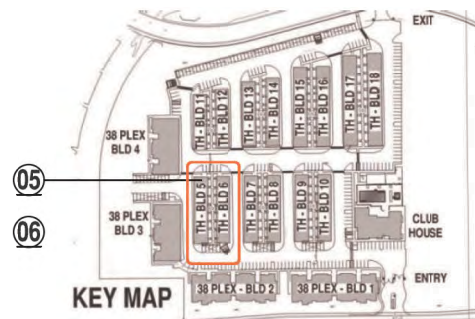
A3.29







SECOND FLOOR



TEKIN & ASSOCIATES, LLC.  
Frisco, TX

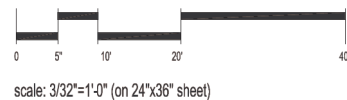
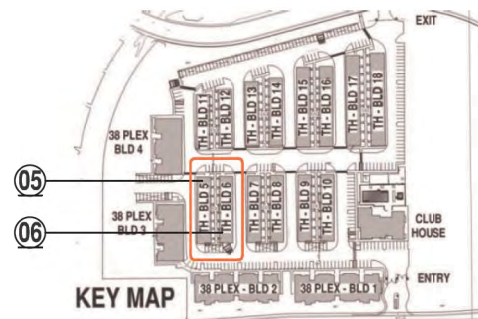
**A3.30**  
2ND FLOOR PLAN - BLDG 5 & 6  
**LONETREE COMMUNITY**  
ROCKLIN, CA.







THIRD FLOOR

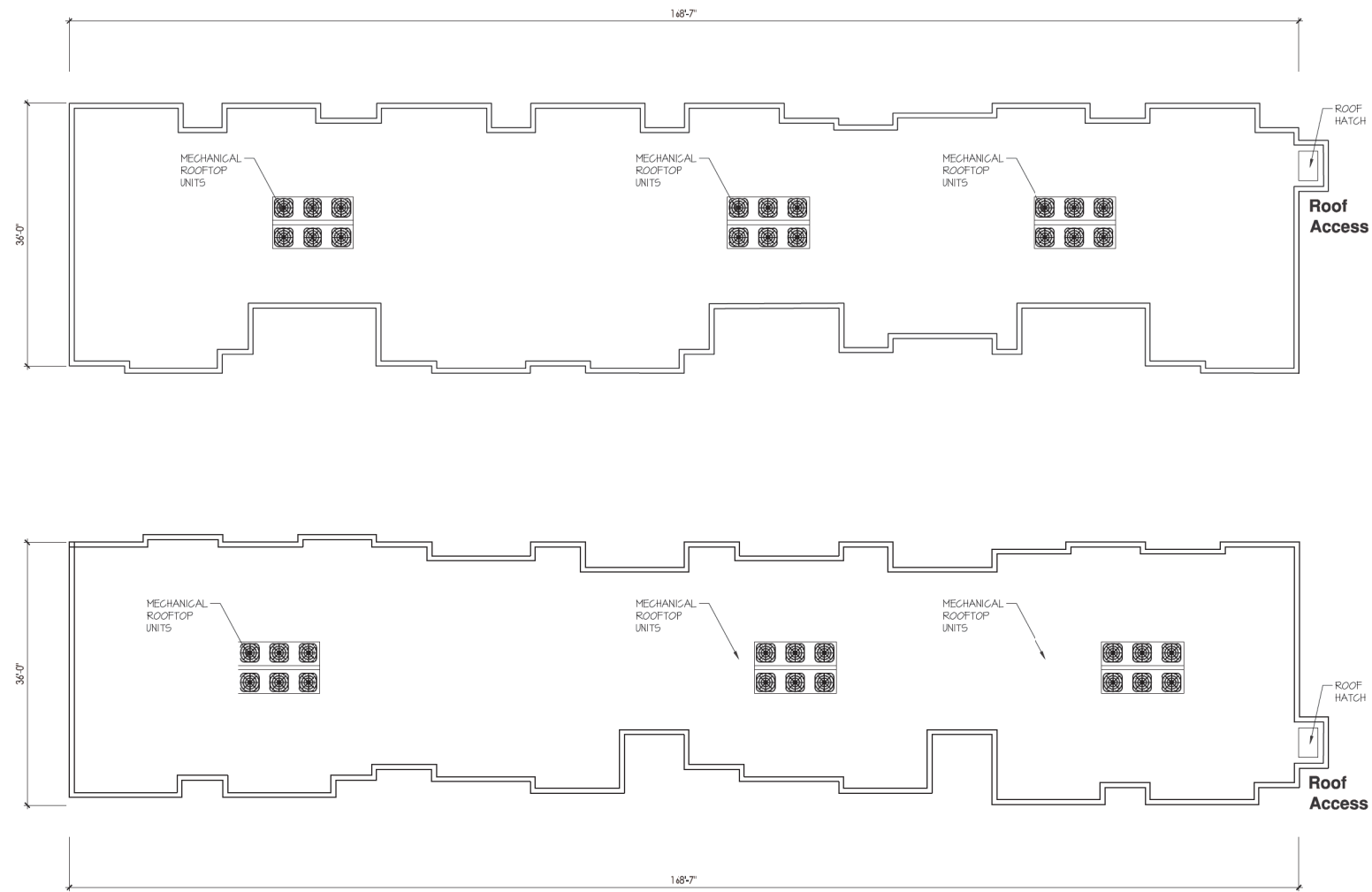


TEKIN & ASSOCIATES, LLC.  
Frisco, TX

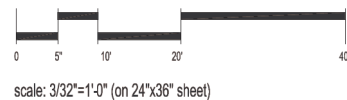
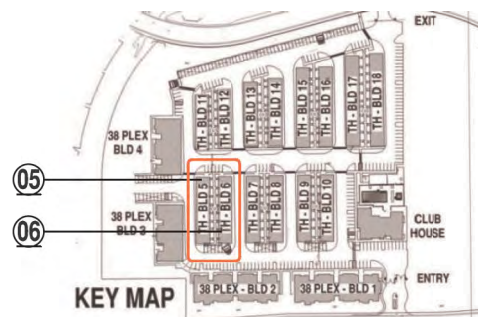
**A3.31**  
3RD FLOOR PLAN - BLDG 5 & 6  
**LONETREE COMMUNITY**  
ROCKLIN, CA.







ROOF PLAN



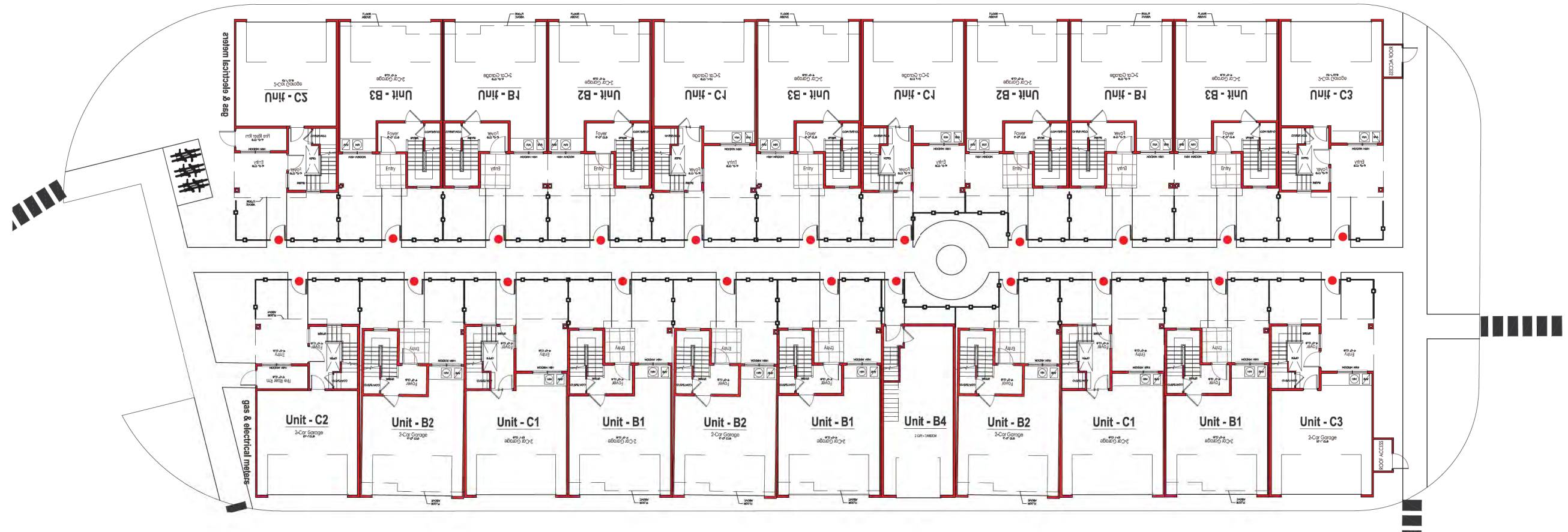
TEKIN & ASSOCIATES, LLC.  
Frisco, TX

**A3.32**  
ROOF PLAN - BUILDINGS 5 & 6  
**LONETREE COMMUNITY**  
ROCKLIN, CA.

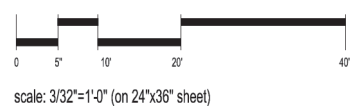
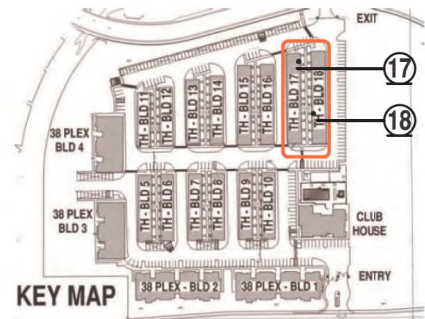




●  
MAIN ENTRY



FIRST FLOOR



scale: 3/32"=1'-0" (on 24"x36" sheet)

TEKIN & ASSOCIATES, LLC.  
Frisco, TX

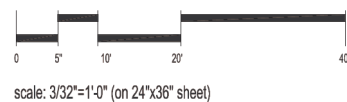
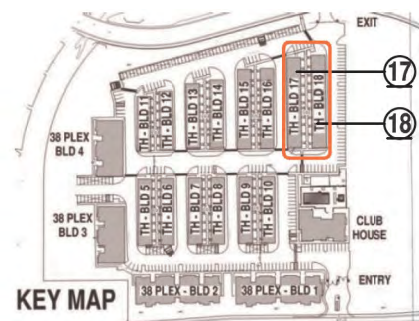
**A3.33**  
1ST FLOOR FLOOR PLAN - BLDG 17 & 18  
**LONETREE COMMUNITY**  
ROCKLIN, CA.







SECOND FLOOR



TEKIN & ASSOCIATES, LLC.  
Frisco, TX

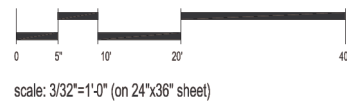
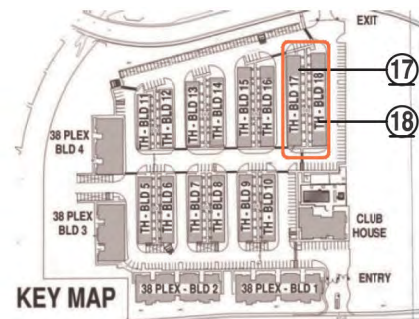
**A3.34**  
2ND FLOOR PLAN - BLDG 17 & 18  
**LONETREE COMMUNITY**  
ROCKLIN, CA.







THIRD FLOOR

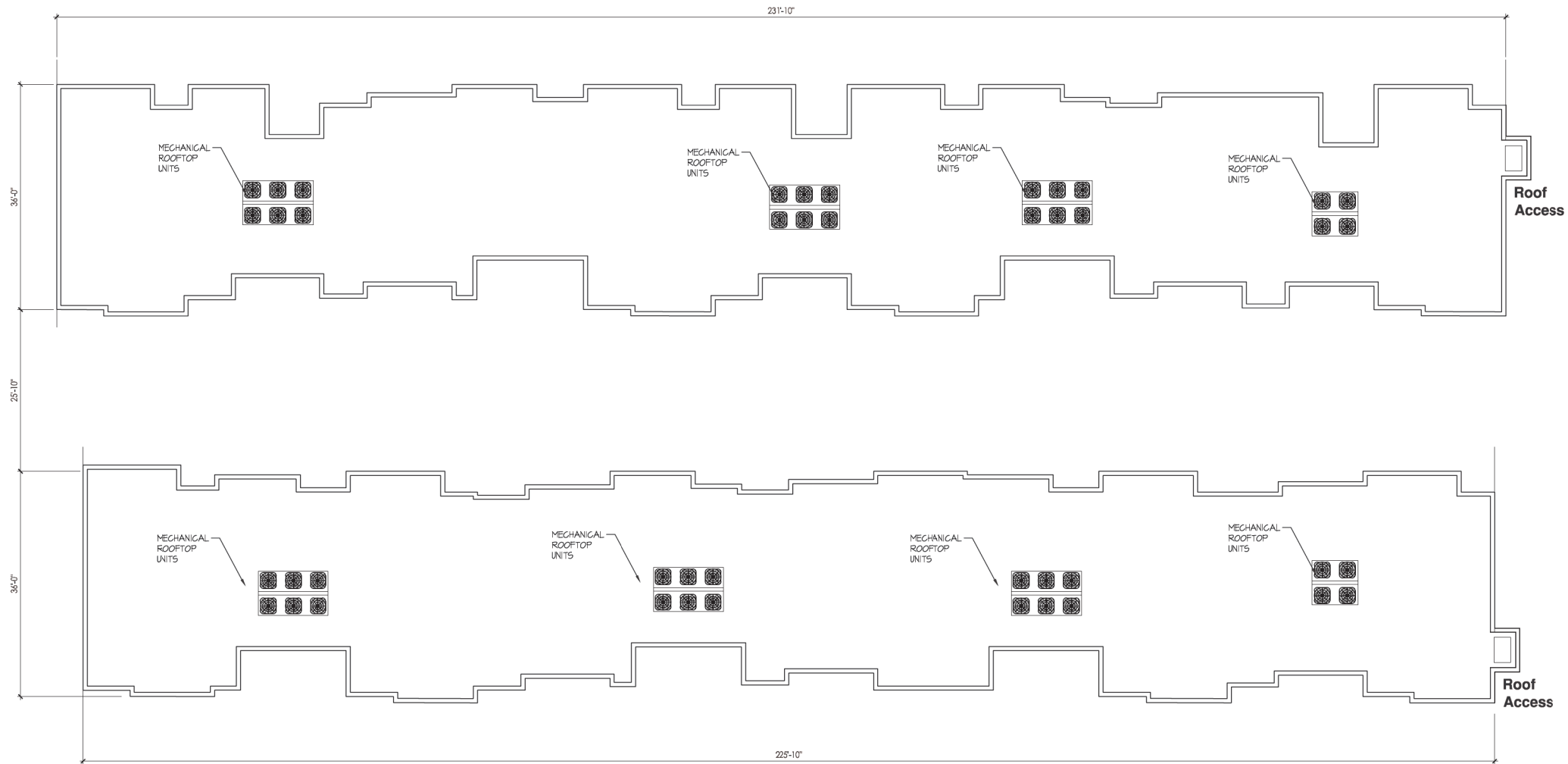


TEKIN & ASSOCIATES, LLC.  
Frisco, TX

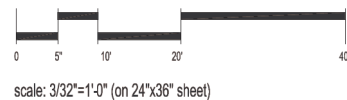
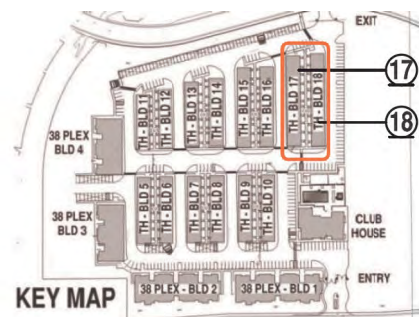
**A3.35**  
3RD FLOOR PLAN - BLDG 17 & 18  
**LONETREE COMMUNITY**  
ROCKLIN, CA.







ROOF PLAN



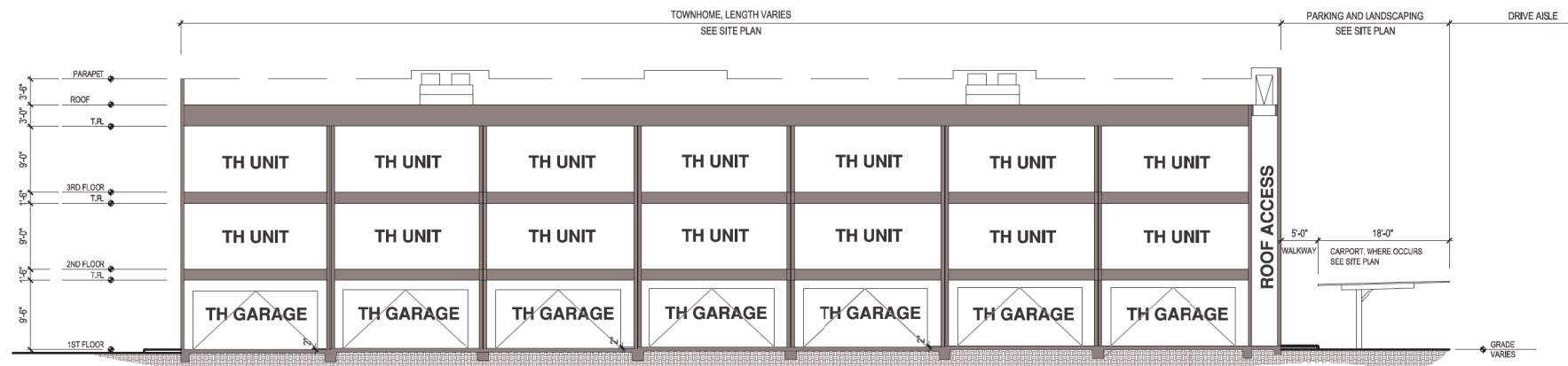
TEKIN & ASSOCIATES, LLC.  
Frisco, TX

A3.36

ROOF PLAN - BLDG 17 & 18  
LONETREE COMMUNITY  
ROCKLIN, CA.



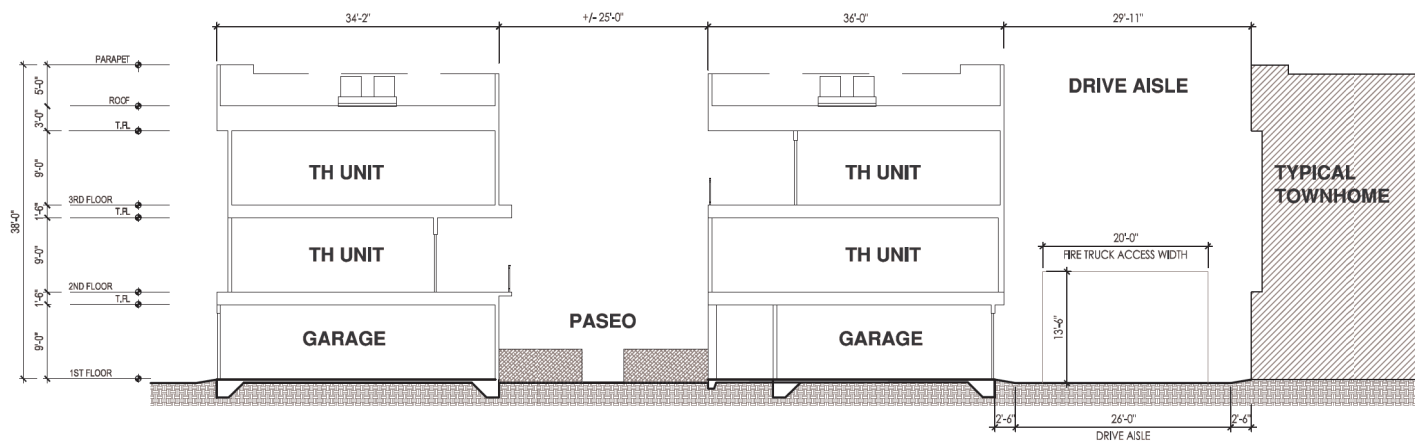




TYPICAL LONGITUDINAL SECTION



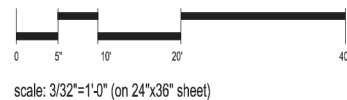
PERSPECTIVE VIEW



TYPICAL CROSS SECTION



PERSPECTIVE VIEW



TEKIN & ASSOCIATES, LLC.  
Frisco, TX

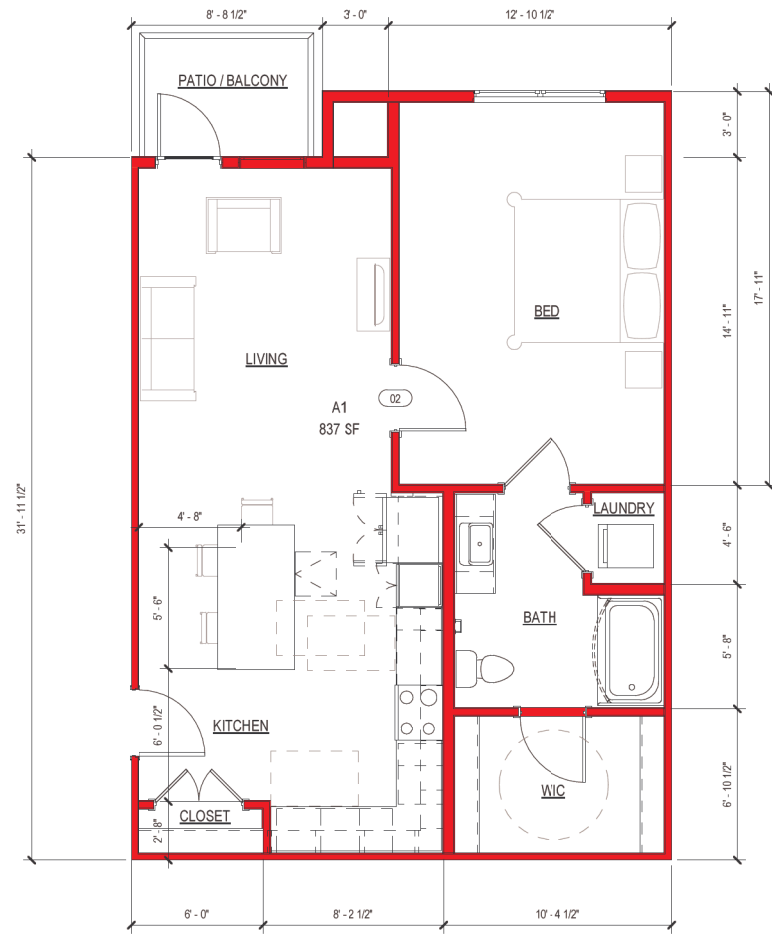
BUILDING SECTIONS - TYPICAL - BUILDINGS 17 & 18

**LONETREE COMMUNITY**

ROCKLIN, CA.





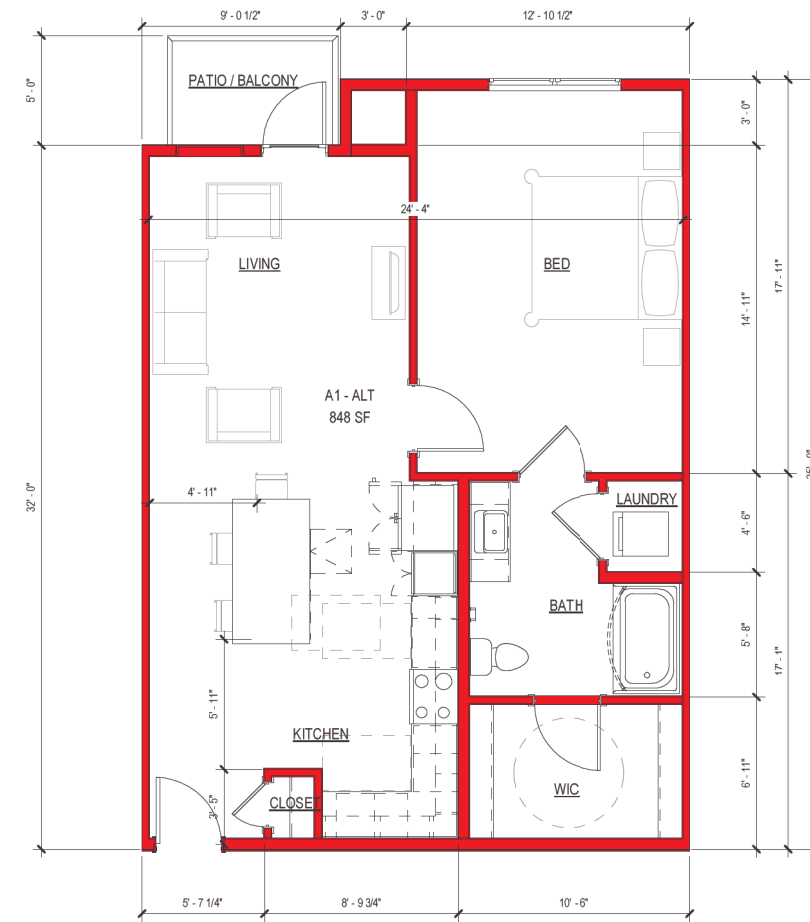


2 A1-UNIT PLAN  
1/4" = 1'-0"

UNIT - A1

1 BEDROOM + 1 BATH

GROSS: 837 SQ FT.  
NET: 787 SQ FT.  
PATIO/BALCONY: 38 SQ FT.

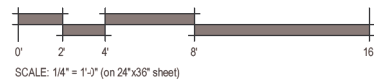


1 A1-ALT-UNIT PLAN  
1/4" = 1'-0"

UNIT - A1 - ALT

1 BEDROOM + 1 BATH


GROSS: 848 SQ FT.  
NET: 796 SQ FT.  
PATIO/BALCONY: 38 SQ FT.



TEKIN AND ASSOCIATES, LLC.  
FRISCO, TX

The drawings presented are illustrative character and design intent only, and are subject to change based upon final design considerations (i.e. applicable codes, structural, and MEP design requirements, unit plan/floor plan changes, etc.) © 2021 BSB Design, Inc.

NOT FOR CONSTRUCTION



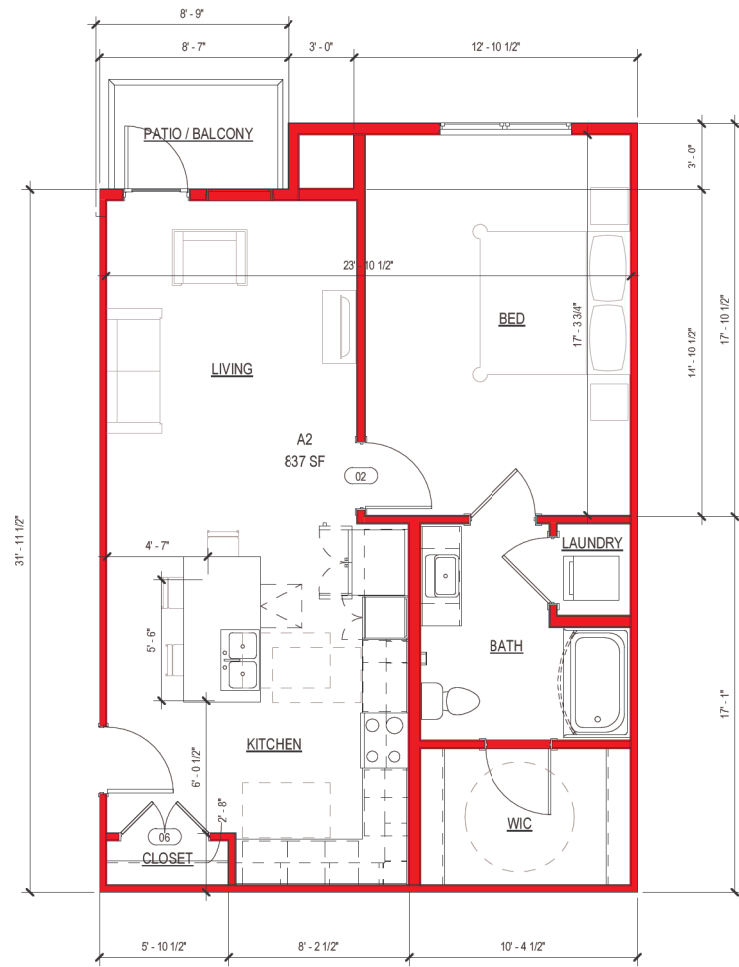
A4.00  
ENLARGED UNIT PLANS - 1 BEDROOM  
LONETREE COMMUNITY

ROCKLIN, CA



March 24, 2022 | MR210137.000



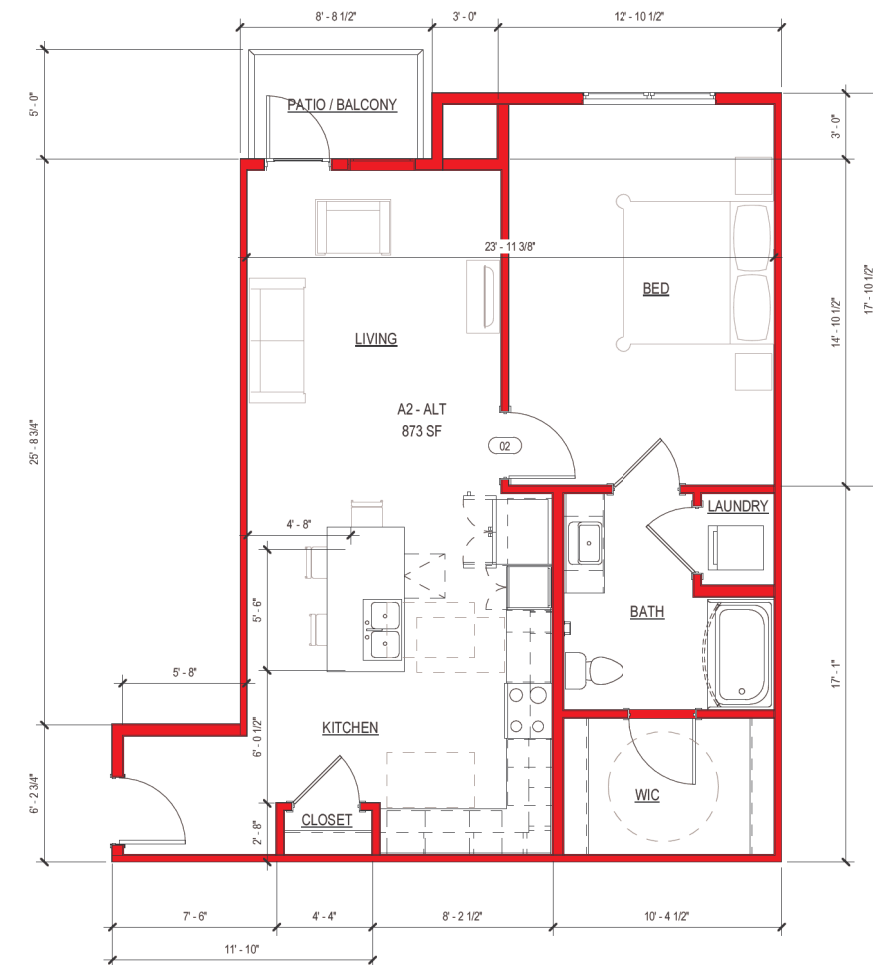


2 A2- UNIT PLAN  
1/4" = 1'-0"

**UNIT - A2**

1 BEDROOM + 1 BATH

GROSS: 837 SQ FT.  
NET: 789 SQ FT.  
PATIO/BALCONY: 38 SQ FT.



1 A2-ALT- UNIT PLAN  
1/4" = 1'-0"

**UNIT - A2 - ALT**

1 BEDROOM + 1 BATH

GROSS: 873 SQ FT.  
NET: 824 SQ FT.  
PATIO/BALCONY: 38 SQ FT.

TEKIN AND ASSOCIATES, LLC.  
FRISCO, TX

The drawings presented are illustrative character and design intent only, and are subject to change based upon final design considerations (i.e. applicable codes, structural, and MEP design requirements, unit plan/floor plan changes, etc.) © 2021 BSB Design, Inc.

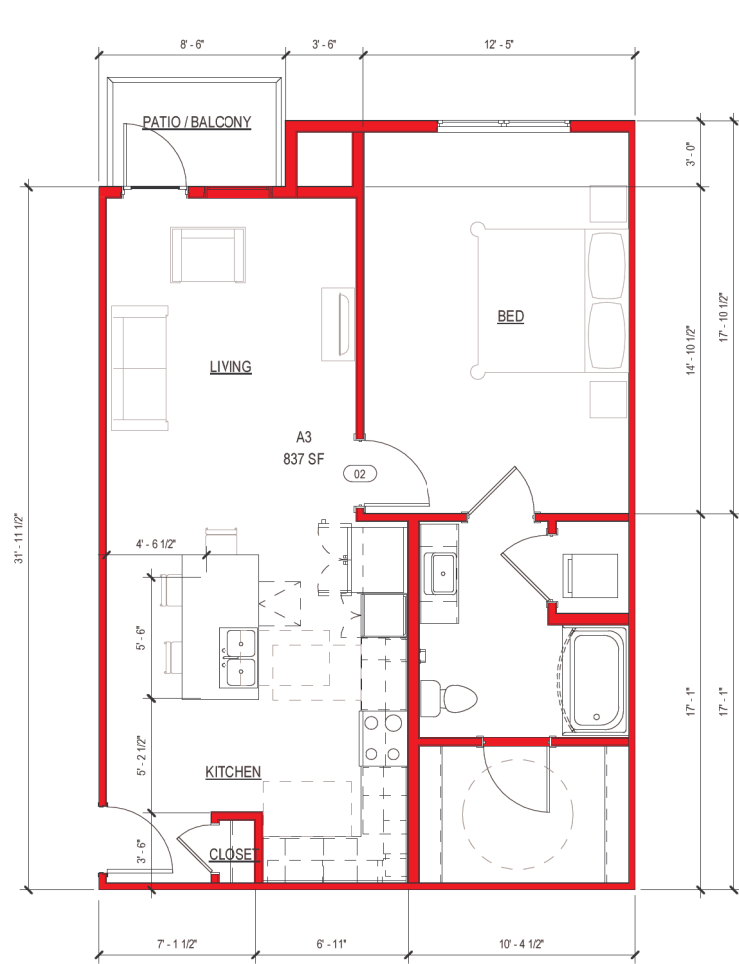
**A4.01**  
ENLARGED UNIT PLANS - 1 BEDROOM  
**LONETREE COMMUNITY**

ROCKLIN, CA

March 24, 2022 | MR210137.000





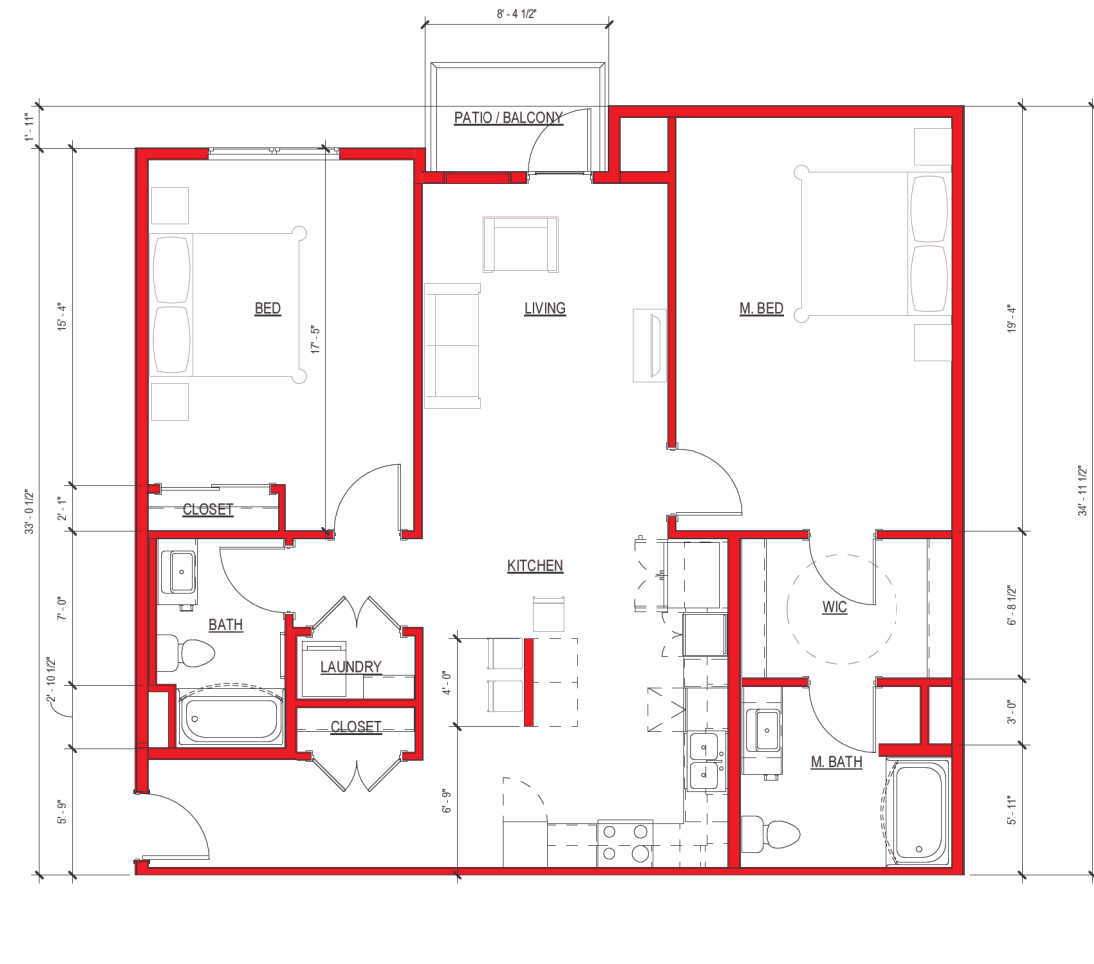


1 A3- UNIT PLAN  
1/4" = 1'-0"

**UNIT - A3**

1 BEDROOM + 1 BATH

GROSS: 848 SQ FT.  
NET: 796 SQ FT.  
PATIO/BALCONY: 38 SQ FT.



2 B1- UNIT PLAN  
1/4" = 1'-0"

**UNIT - B1**


2 BEDROOM + 2 BATH

GROSS: 1,254 SQ FT.  
NET: 1,194 SQ FT.  
PATIO/BALCONY: 40 SQ FT.

TEKIN AND ASSOCIATES, LLC.  
FRISCO, TX

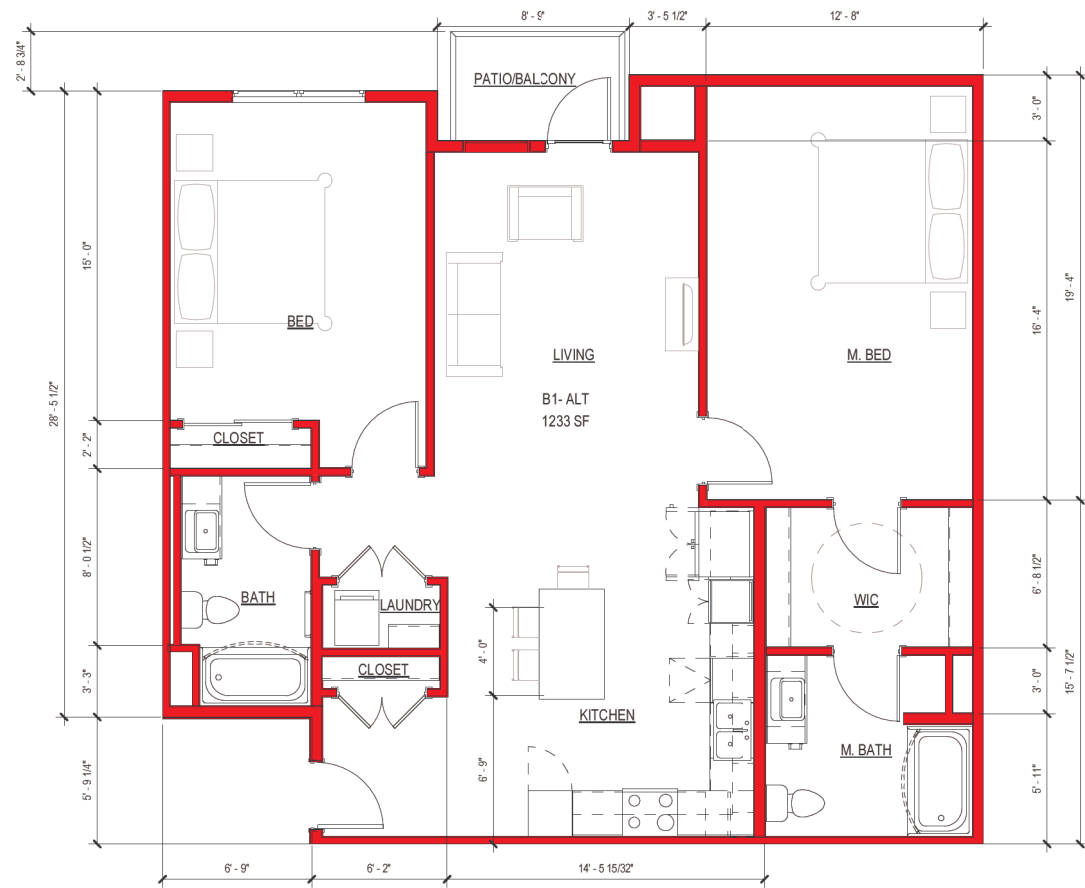
**A4.02**  
ENLARGED UNIT PLANS - 1 AND 2 BEDROOM  
**LONETREE COMMUNITY**

ROCKLIN, CA



The drawings presented are illustrative character and design intent only, and are subject to change based upon final design considerations (i.e. applicable codes, structural, and MEP design requirements, unit plan/floor plan changes, etc.) © 2021 BSB Design, Inc.



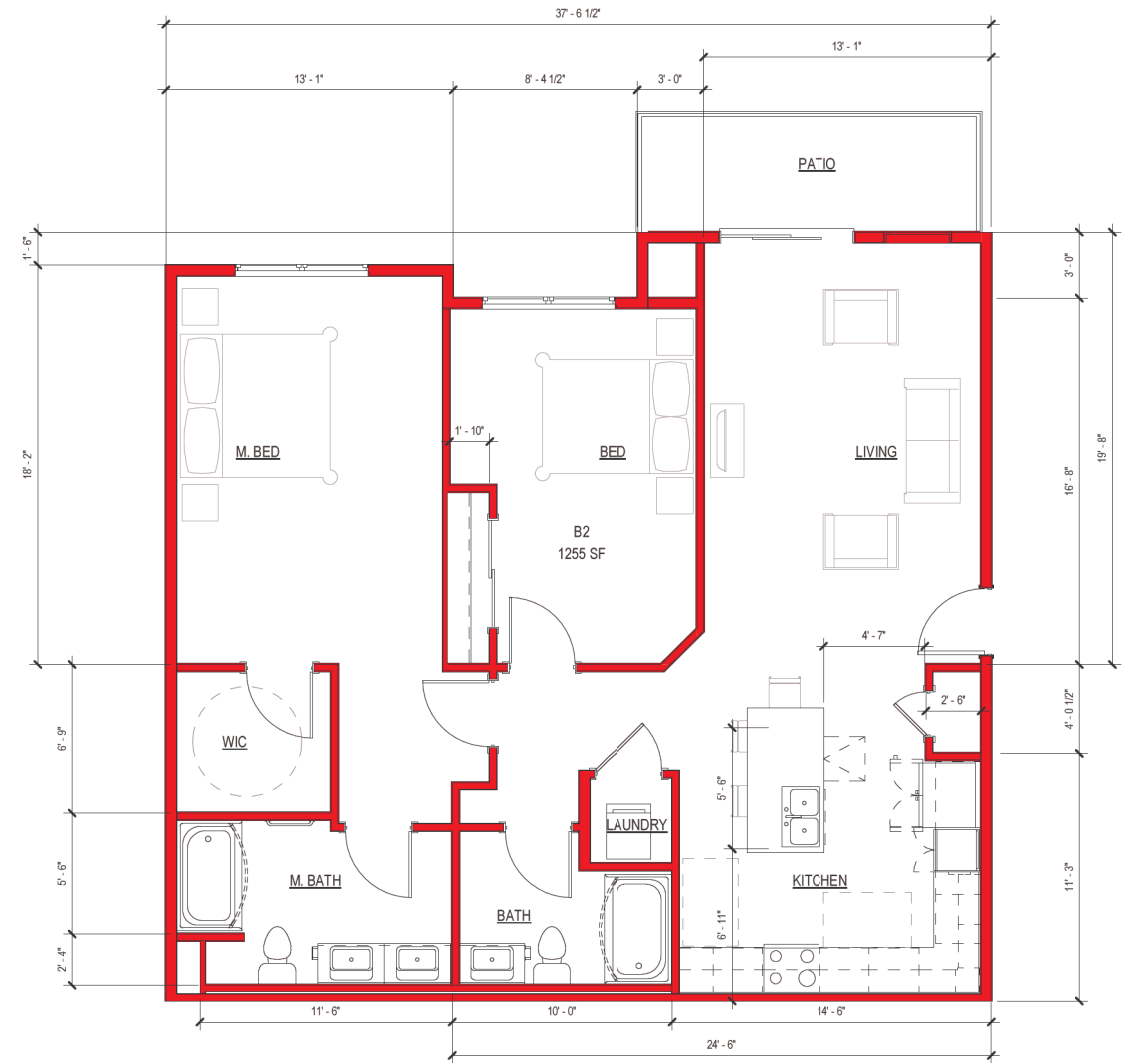


2 B1 ALT- UNIT PLAN  
1/4" = 1'-0"

**UNIT - B1 - ALT**

2 BEDROOM + 2 BATH

GROSS: 1,229 SQ. FT.  
NET: 1,153 SQ. FT.  
PATIO/BALCONY: 40 SQ. FT.



1 B2- UNIT PLAN  
1/4" = 1'-0"

**UNIT - B2**

2 BEDROOM + 2 BATH

GROSS: 1,257 SQ. FT.  
NET: 1,192 SQ. FT.  
PATIO/BALCONY: 79 SQ. FT.

TEKIN AND ASSOCIATES, LLC.  
FRISCO, TX

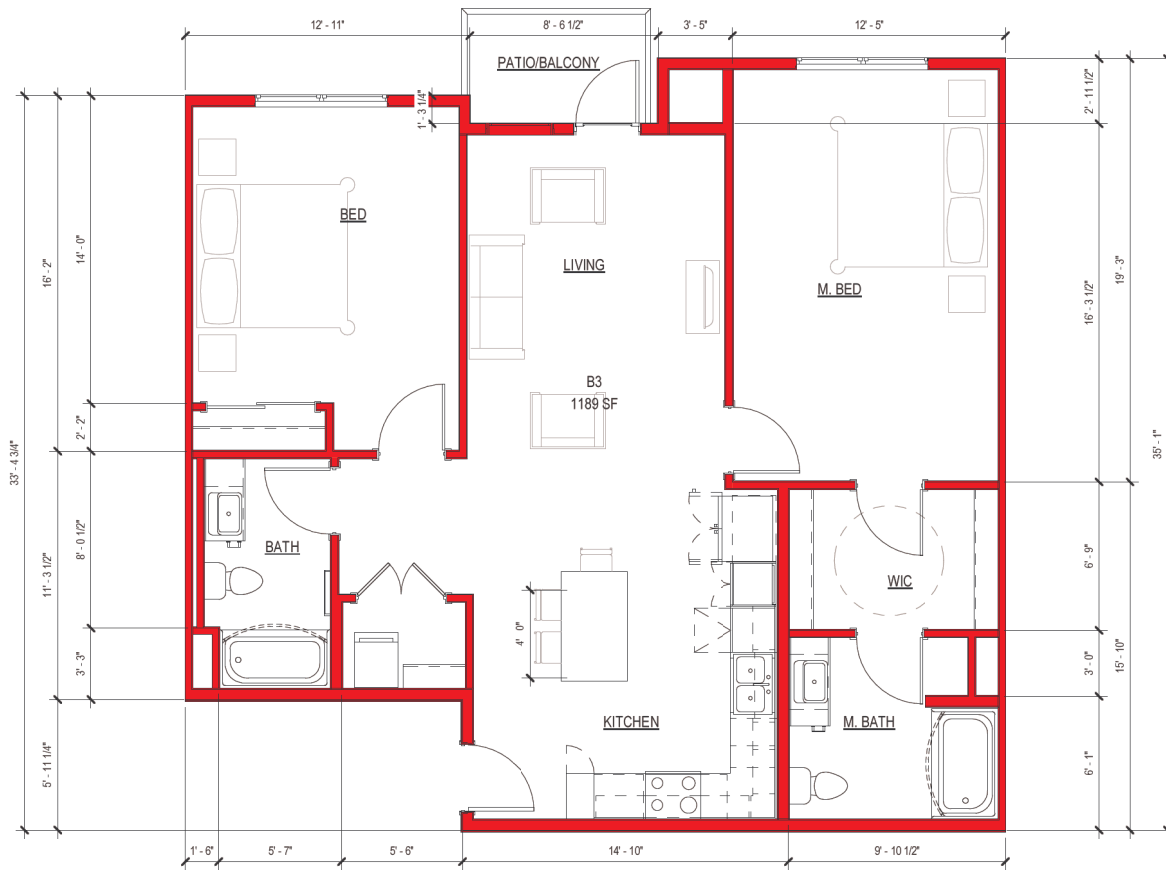
**A4.03**  
ENLARGED UNIT PLANS - 2 BEDROOM  
**LONETREE COMMUNITY**

ROCKLIN, CA



The drawings presented are illustrative character and design intent only, and are subject to change based upon final design considerations (i.e. applicable codes, structural, and MEP design requirements, unit plan/floor plan changes, etc.) © 2021 BSB Design, Inc.



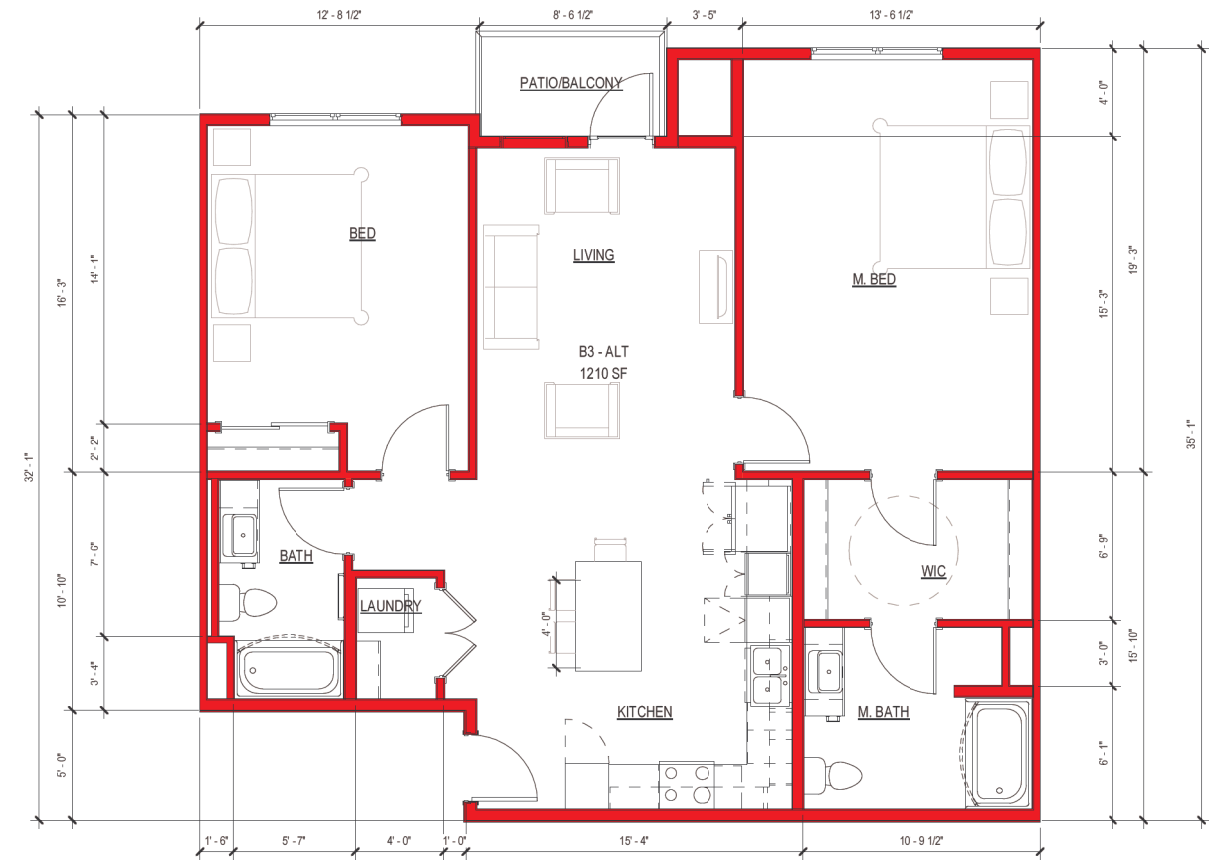


2 B3- UNIT PLAN  
1/4" = 1'-0"

**UNIT - B3**

2 BEDROOM + 2 BATH

GROSS: 1,182 SQ FT.  
NET: 1,153 SQ FT.  
PATIO/BALCONY: 40 SQ FT.



1 B3 ALT- UNIT PLAN  
1/4" = 1'-0"

**UNIT - B3 - ALT**


2 BEDROOM + 2 BATH

GROSS: 1,209 SQ FT.  
NET: 1,165 SQ FT.  
PATIO/BALCONY: 40 SQ FT.

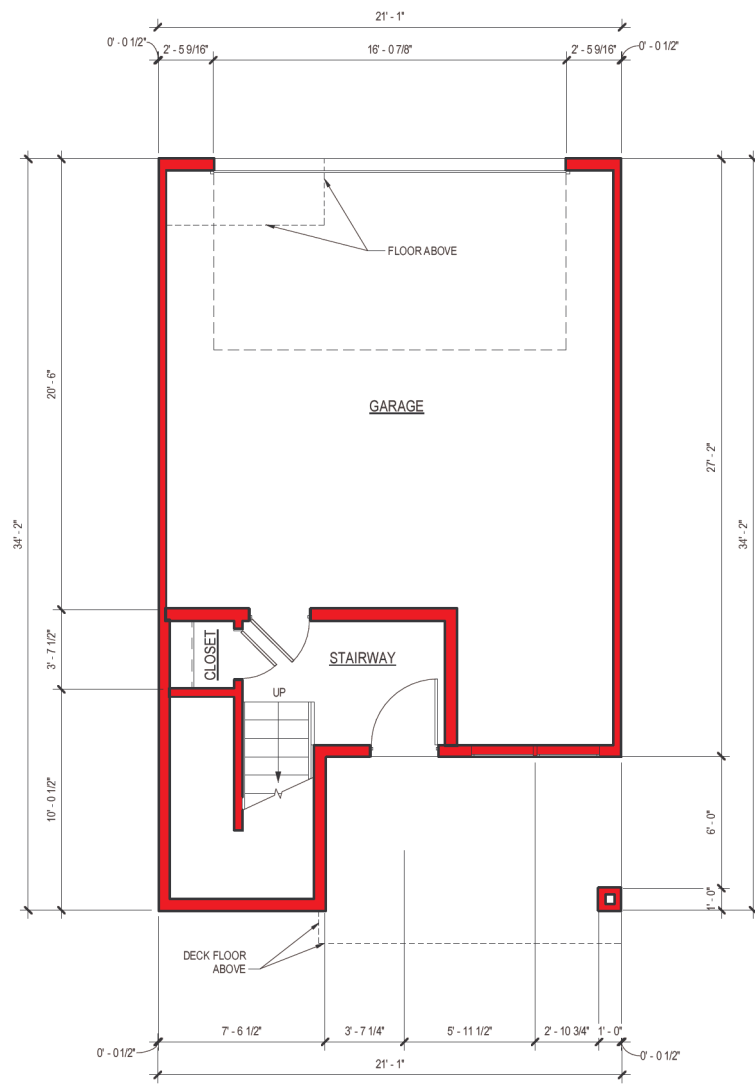
TEKIN AND ASSOCIATES, LLC.  
FRISCO, TX

**A4.04**  
ENLARGED UNIT PLANS - 2 BEDROOM  
**LONETREE COMMUNITY**

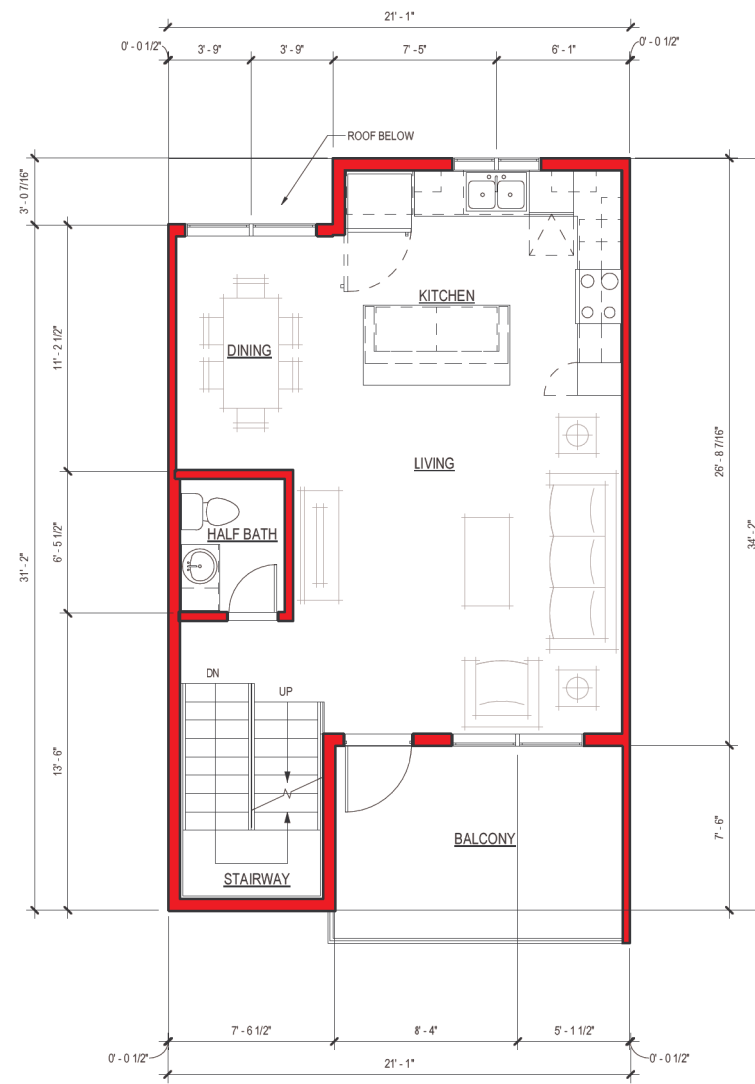
ROCKLIN, CA



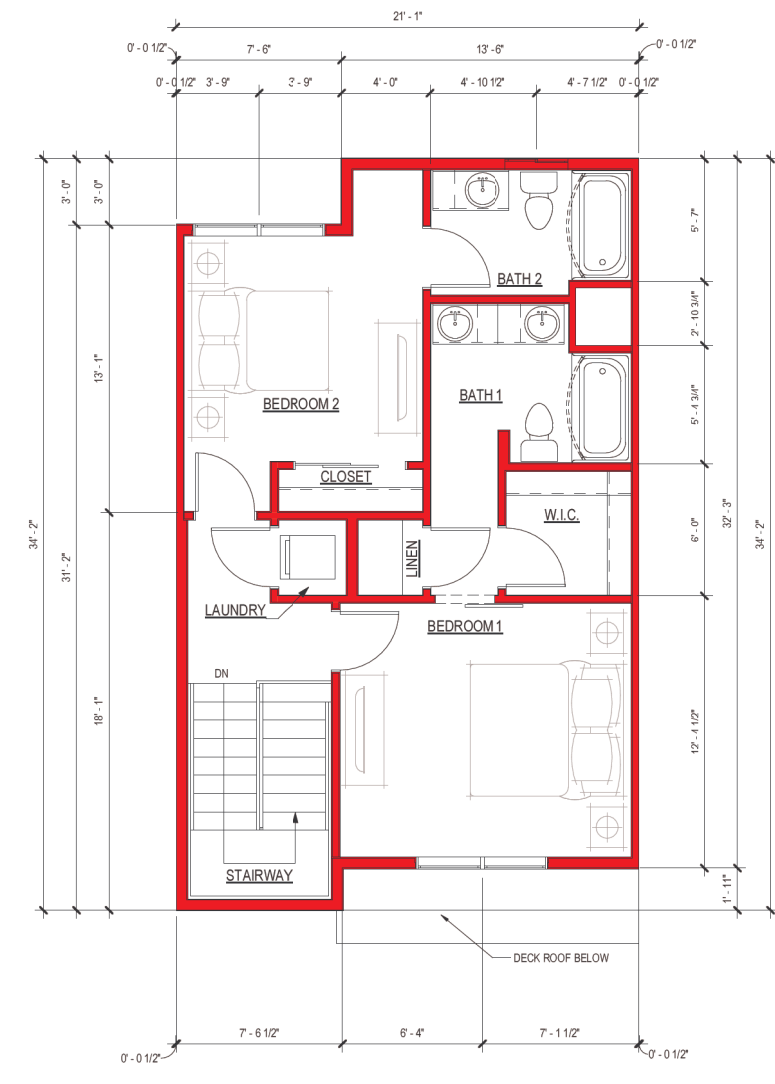




1 B1 - UNIT PLAN - LEVEL - 1  
1/4" = 1'-0"



3 B1 - UNIT PLAN - LEVEL - 2  
1/4" = 1'-0"



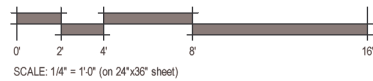
2 B1 - UNIT PLAN - LEVEL - 3  
1/4" = 1'-0"

UNIT B1 (TYPICAL)

First Floor (net):	119 sf
Second Floor (net):	489 sf
Third Floor (net):	561 sf
<b>Total (net):</b>	<b>1,169 sf</b>

First Floor (gross):	143 sf
Second Floor (gross):	531 sf
Third Floor (gross):	605 sf
<b>Total (Gross):</b>	<b>1,279 sf</b>

Garage:	481 sf
Patio / Balcony:	117 sf




TEKIN & ASSOCIATES, LLC.  
FRISCO, TX

ENLARGED MULTI-LEVEL PLANS - B1 - 2 BEDROOM  
**LONETREE COMMUNITY**

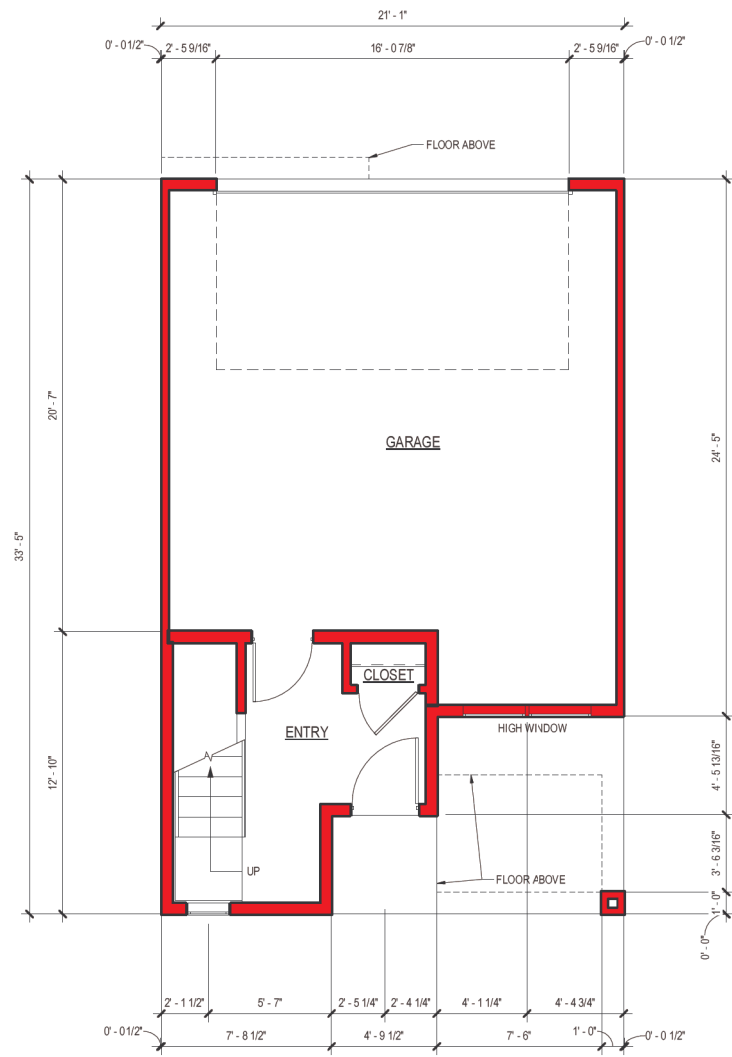
**A4.05**

ROCKLIN, CA

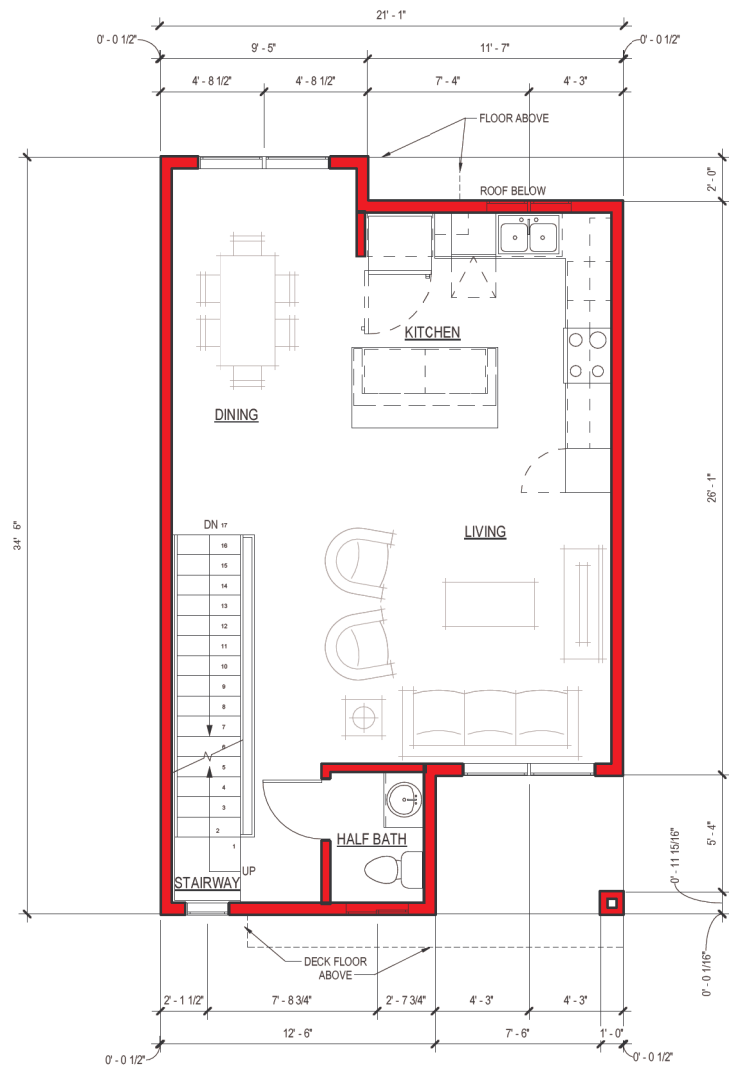


The drawings presented are illustrative character and design intent only, and are subject to change based upon final design considerations (i.e. applicable codes, structural, and MEP design requirements, unit plan/floor plan changes, etc.) © 2021 BSB Design, Inc.

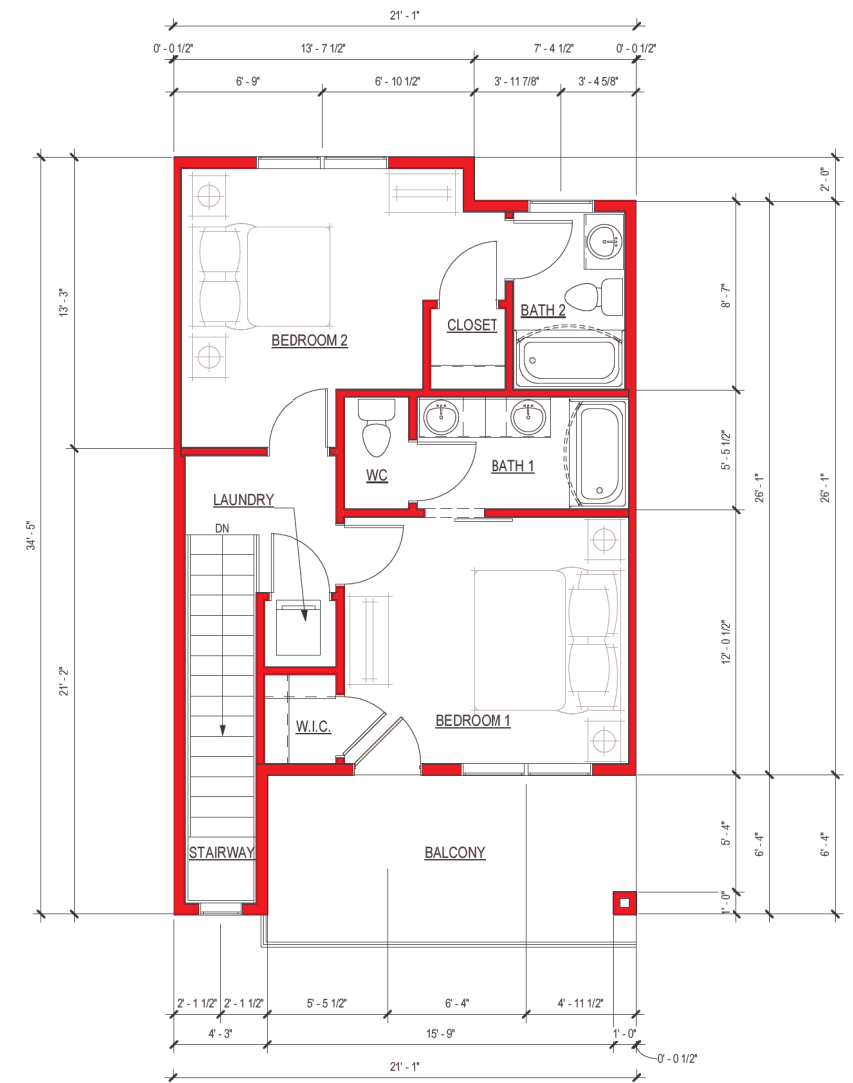




1 B2 - UNIT PLAN - LEVEL - 1  
1/4" = 1'-0"



2 B2 - UNIT PLAN - LEVEL - 2  
1/4" = 1'-0"



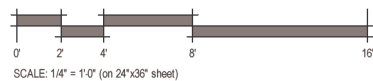
3 B2 - UNIT PLAN - LEVEL - 3  
1/4" = 1'-0"

**UNIT B2 (3rd Floor Deck)**

First Floor (net):	116 sf
Second Floor (net):	555 sf
Third Floor (net):	496 sf
<b>Total (net):</b>	<b>1,167 sf</b>

First Floor (gross):	139 sf
Second Floor (gross):	605 sf
Third Floor (gross):	546 sf
<b>Total (Gross):</b>	<b>1,290 sf</b>

Garage:	465 sf
Patio / Balcony:	131 sf



TEKIN & ASSOCIATES, LLC.  
FRISCO, TX

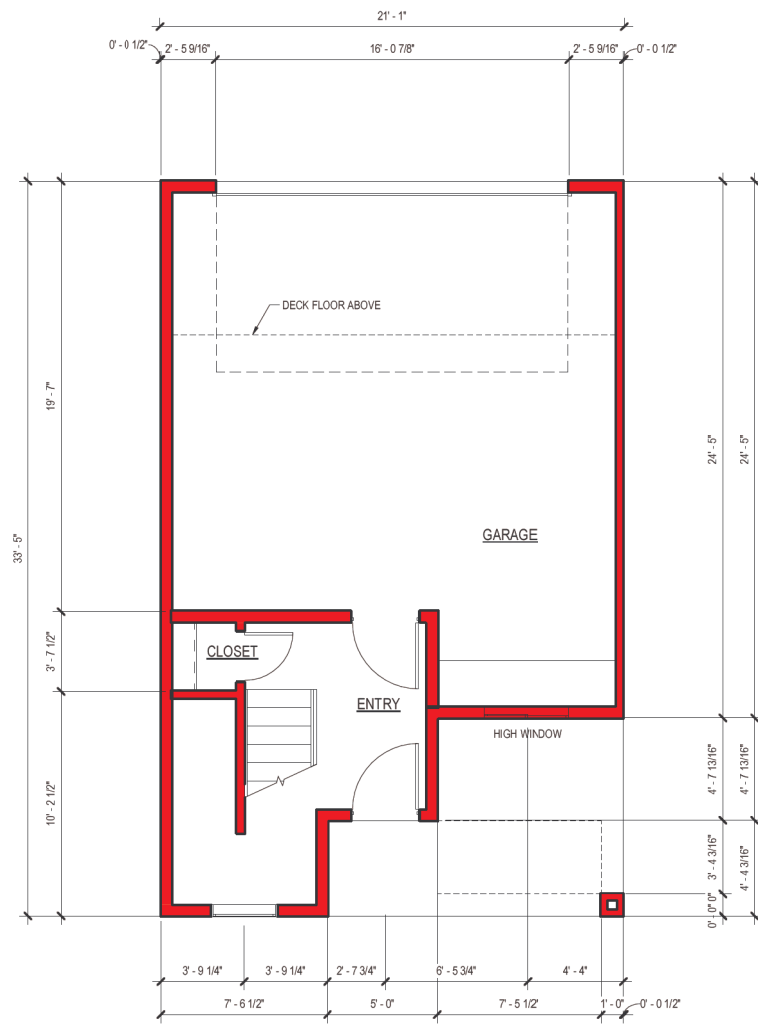
**ENLARGED MULTI-LEVEL PLANS - B2 - 2 BEDROOM  
LONETREE COMMUNITY**

ROCKLIN, CA

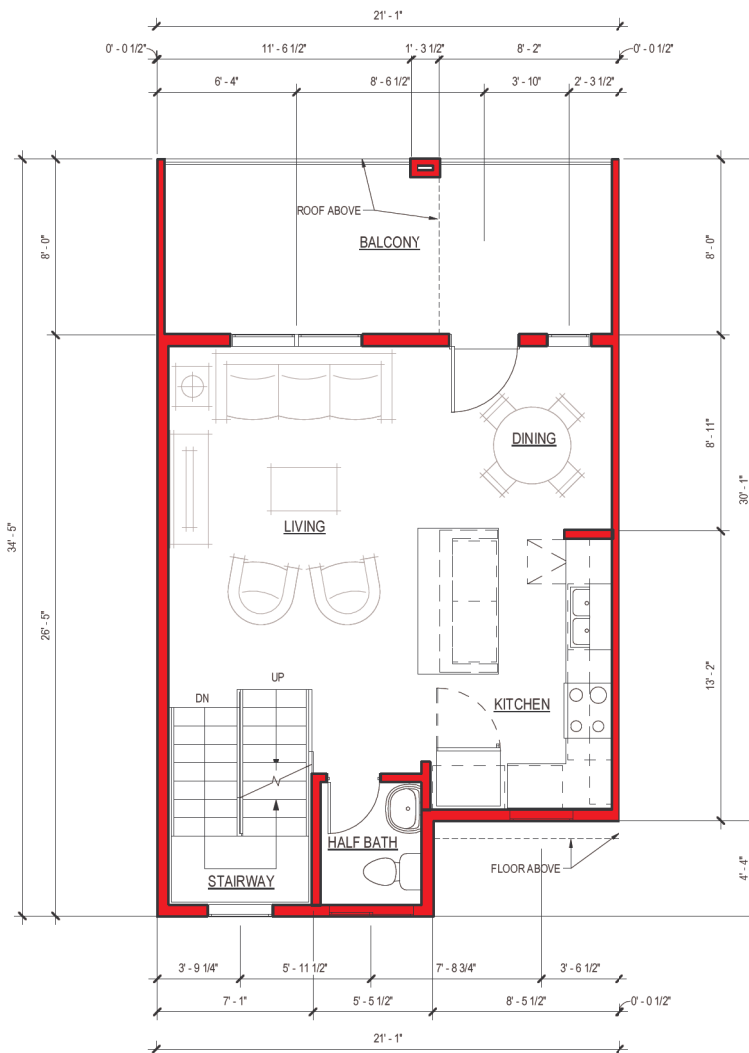


The drawings presented are illustrative character and design intent only, and are subject to change based upon final design considerations (i.e. applicable codes, structural, and MEP design requirements, unit plan/floor plan changes, etc.) © 2021 BSB Design, Inc.

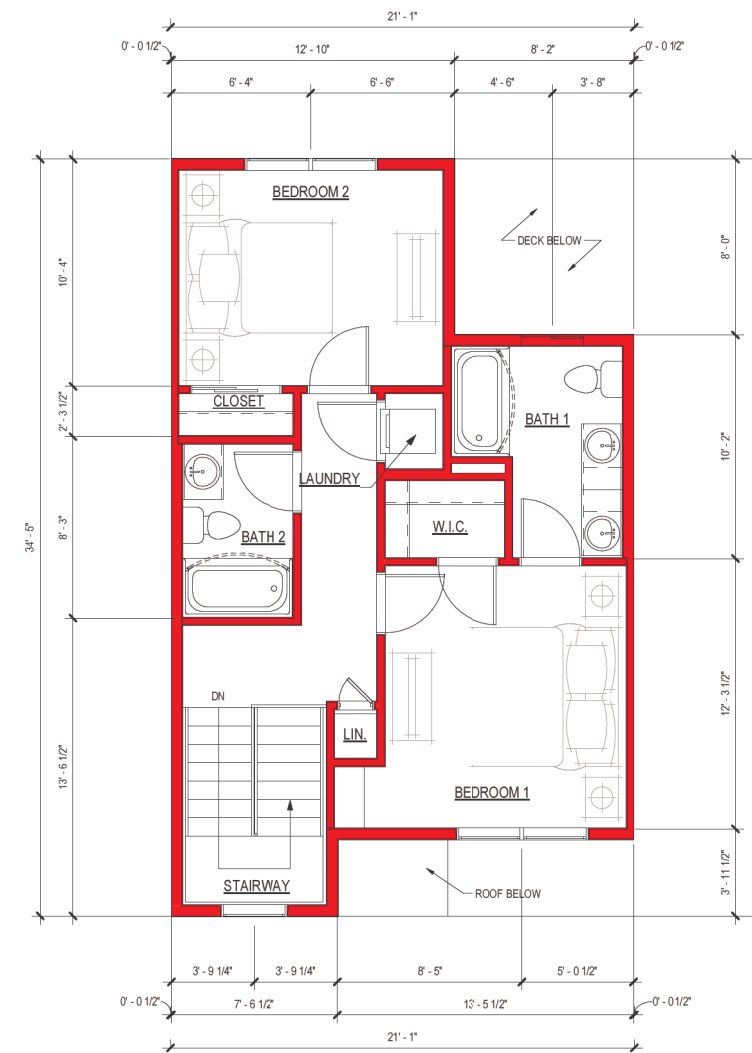




1 B3 - UNIT PLAN - LEVEL - 1  
1/4" = 1'-0"



2 B3 - UNIT PLAN - LEVEL - 2  
1/4" = 1'-0"



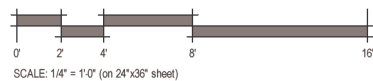
3 B3 - UNIT PLAN - LEVEL - 3  
1/4" = 1'-0"

**UNIT B3 (Alley Deck)**

First Floor (net):	128 sf
Second Floor (net):	420 sf
Third Floor (net):	505 sf
<b>Total (net):</b>	<b>1,053 sf</b>

First Floor (gross):	152 sf
Second Floor (gross):	457 sf
Third Floor (gross):	551 sf
<b>Total (Gross):</b>	<b>1,160 sf</b>

Garage:	452 sf
Patio / Balcony:	150 sf



TEKIN & ASSOCIATES, LLC.  
FRISCO, TX

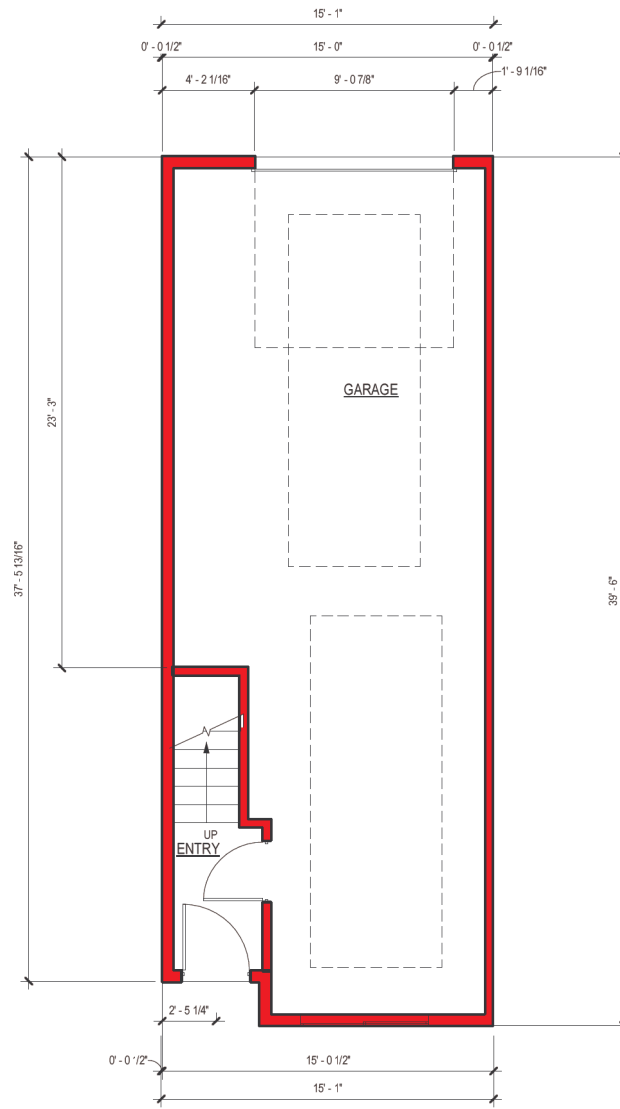
**ENLARGED MULTI-LEVEL PLANS - B3 - 2 BEDROOM  
LONETREE COMMUNITY**

ROCKLIN, CA

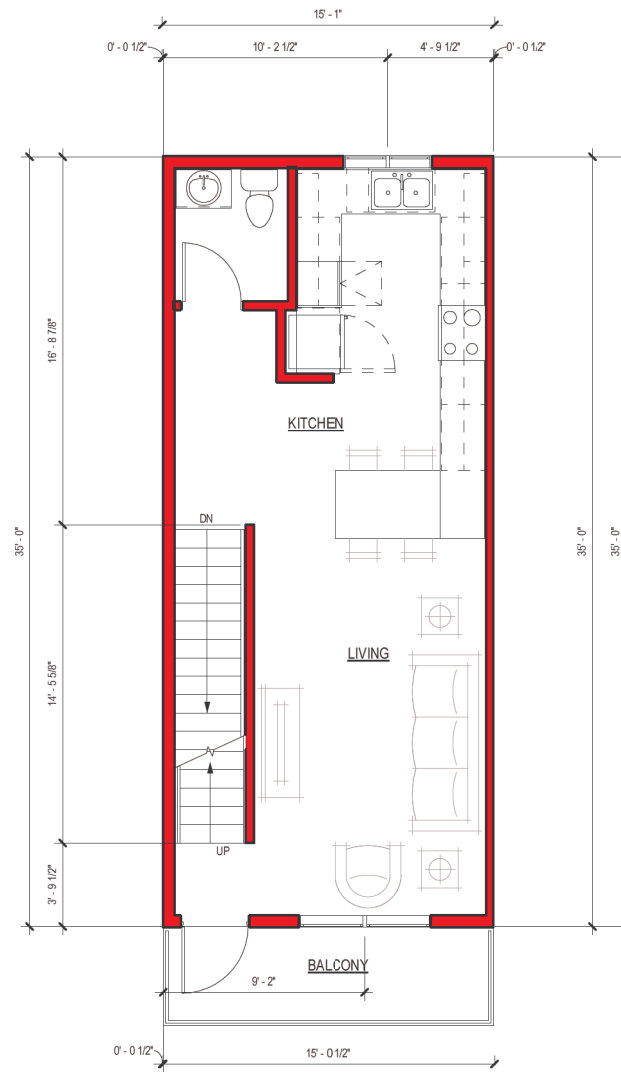


The drawings presented are illustrative character and design intent only, and are subject to change based upon final design considerations (i.e. applicable codes, structural, and MEP design requirements, unit plan/floor plan changes, etc.) © 2021 BSB Design, Inc.

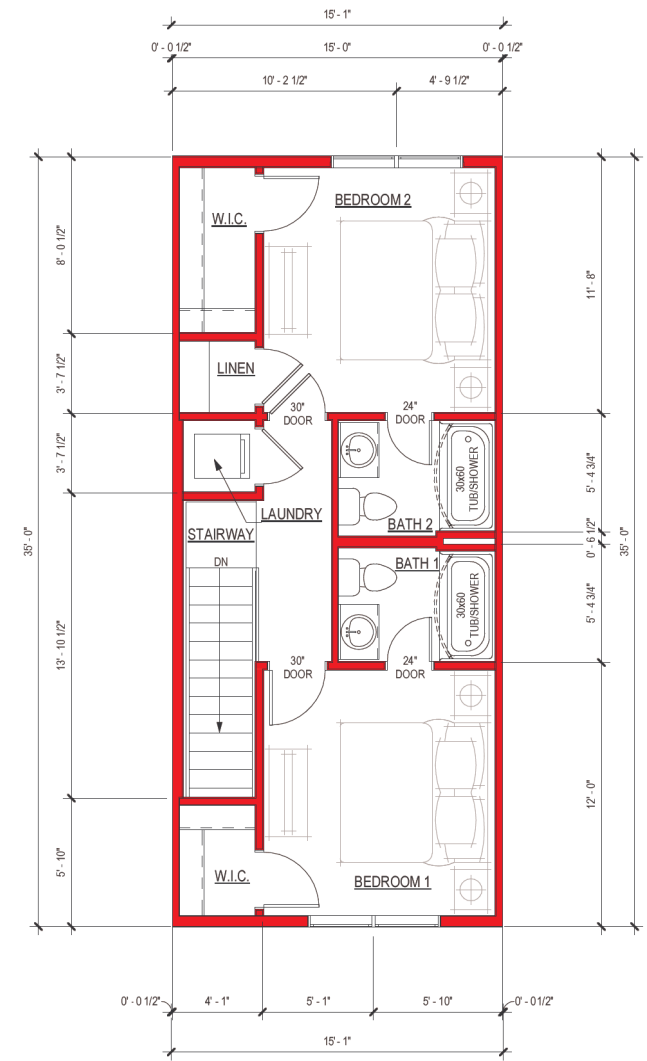




1 B4 - UNIT PLAN - LEVEL - 1  
1/4" = 1'-0"



2 B4 - UNIT PLAN - LEVEL - 2  
1/4" = 1'-0"



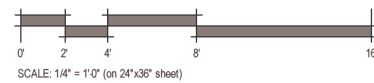
3 B4 - UNIT PLAN - LEVEL - 3  
1/4" = 1'-0"

**UNIT B4 (Tandem)**

First Floor (net):	48 sf
Second Floor (net):	455 sf
Third Floor (net):	441 sf
<b>Total (net):</b>	<b>944 sf</b>

First Floor (gross):	62 sf
Second Floor (gross):	499 sf
Third Floor (gross):	486 sf
<b>Total (Gross):</b>	<b>1,048 sf</b>

Garage:	521 sf
Patio / Balcony:	68 sf



**TEKIN & ASSOCIATES, LLC.**  
FRISCO, TX

**ENLARGED MULTI-LEVEL PLANS - B4 - 2 BEDROOM**  
**LONETREE COMMUNITY**

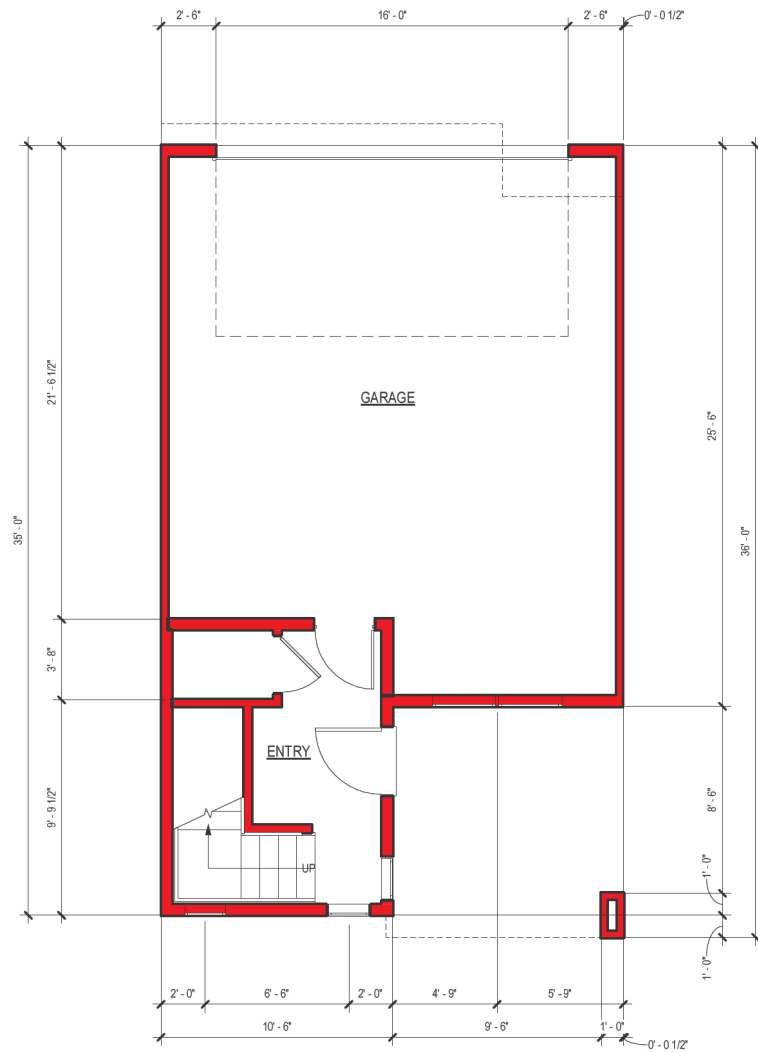
**A4.08**

ROCKLIN, CA

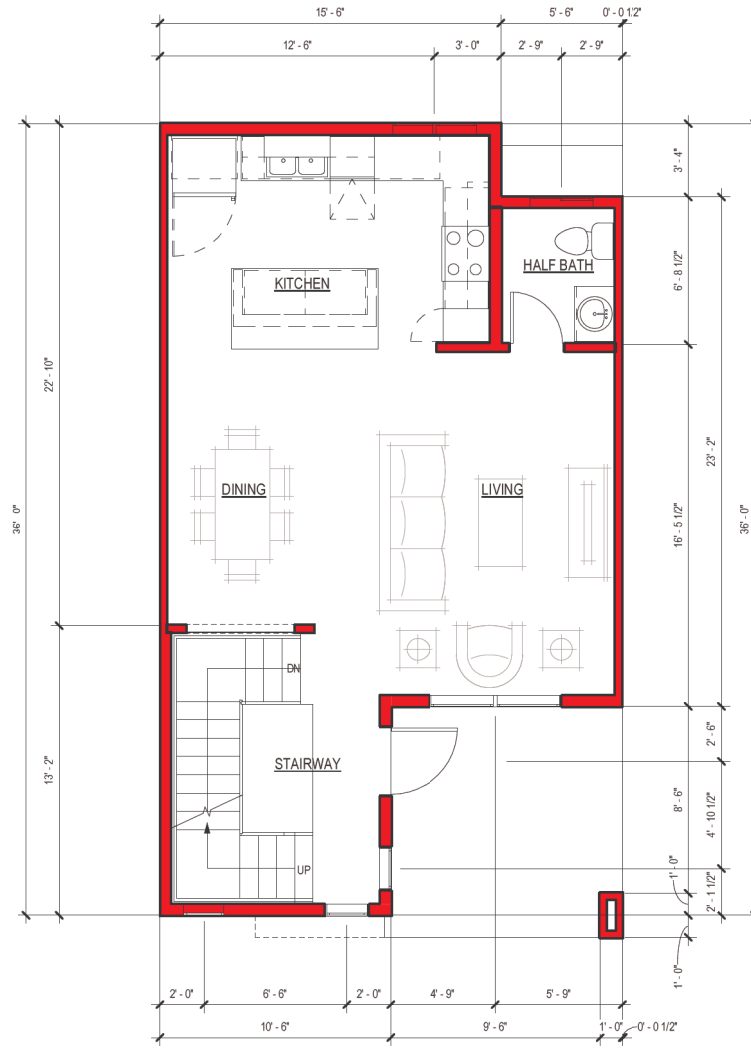


The drawings presented are illustrative character and design intent only, and are subject to change based upon final design considerations (i.e. applicable codes, structural, and MEP design requirements, unit plan/floor plan changes, etc.) © 2021 BSB Design, Inc.

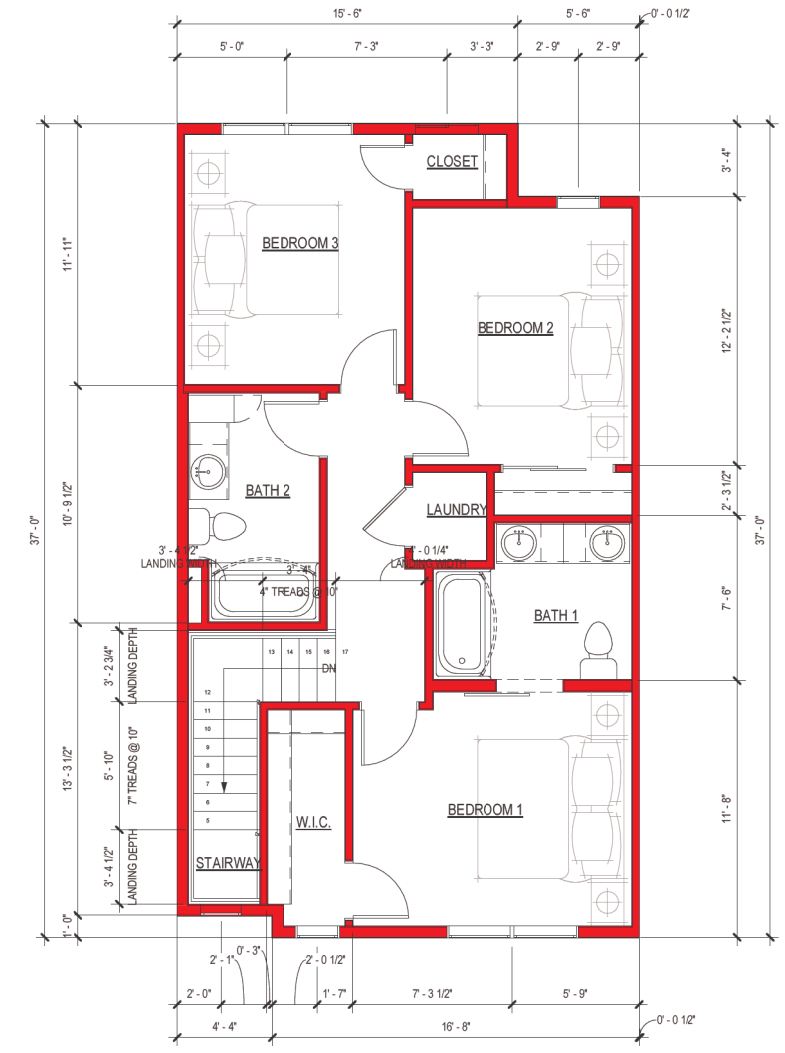




1 C1 - UNIT PLAN - LEVEL - 1  
1/4" = 1'-0"



2 C1 - UNIT PLAN - LEVEL - 2  
1/4" = 1'-0"



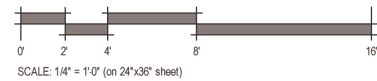
3 C1 - UNIT PLAN - LEVEL - 3  
1/4" = 1'-0"

**UNIT C1 (3 Bedroom)**

First Floor (net):	120 sf
Second Floor (net):	550 sf
Third Floor (net):	651 sf
<b>Total (net):</b>	<b>1,321 sf</b>

First Floor (gross):	141 sf
Second Floor (gross):	598 sf
Third Floor (gross):	704 sf
<b>Total (Gross):</b>	<b>1,443 sf</b>

Garage:	494 sf
Patio / Balcony:	110 sf



**TEKIN & ASSOCIATES, LLC.**  
FRISCO, TX

**ENLARGED MULTI-LEVEL PLANS - C1 - 3 BEDROOM**  
**LONETREE COMMUNITY**

**A4.09**

ROCKLIN, CA



The drawings presented are illustrative character and design intent only, and are subject to change based upon final design considerations (i.e. applicable codes, structural, and MEP design requirements, unit plan/floor plan changes, etc.) © 2021 BSB Design, Inc.





LEFT ELEVATION



FRONT ELEVATION



REAR ELEVATION



RIGHT ELEVATION



scale: 1/8"=1'-0" (on 24"x36" sheet)

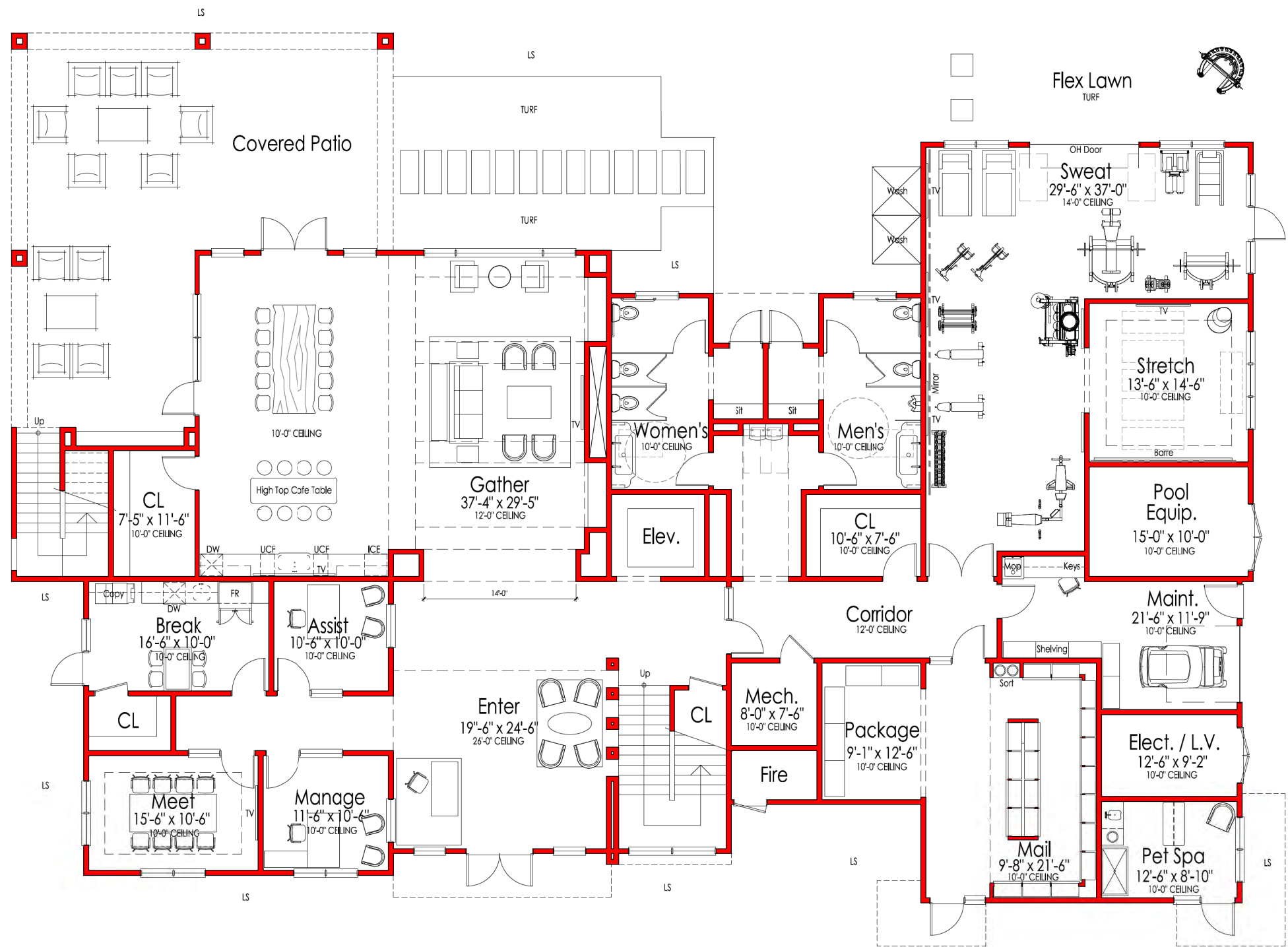
TEKIN & ASSOCIATES, LLC.  
Frisco, TX

EXTERIOR ELEVATIONS - CLUBHOUSE BLDG.  
**LONE TREE COMMUNITY**  
ROCKLIN, CA.

**A5.01**



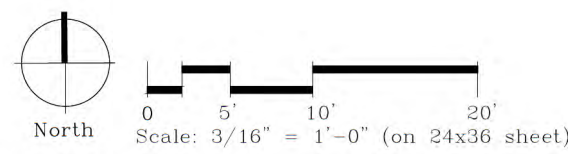




First Floor	5,971 S.F.
First Floor Patio & Stair	1,112 S.F.
Second Floor	2,198 S.F.
Second Floor Patio	987 S.F.
<b>Total</b>	<b>10,268 S.F.</b>

<b>Conditioned Areas</b>	
First Floor	5,719 S.F.
Second Floor	2,198 S.F.
<b>Total Conditioned</b>	<b>7,897 S.F.</b>

## FIRST FLOOR



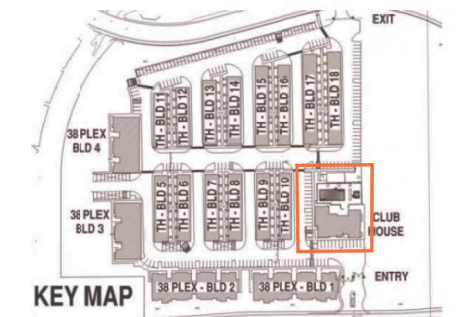
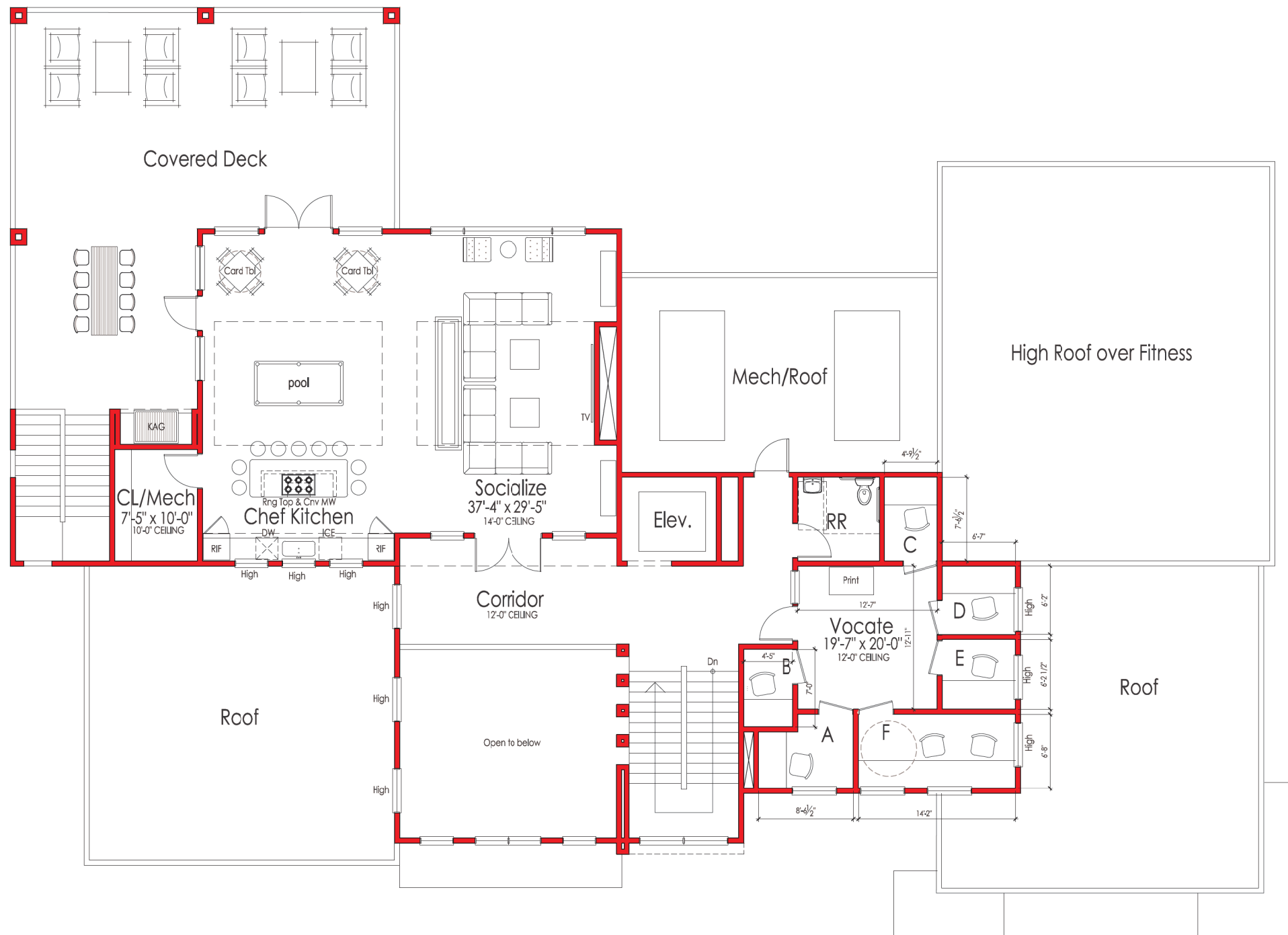
**TEKIN & ASSOCIATES, LLC.**  
Frisco, TX

## 1ST FLOOR PLAN - CLUBHOUSE BLDG

**LONETREE COMMUNITY**  
ROCKLIN, CA.

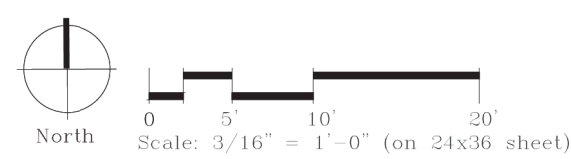






First Floor	5,971 S.F.
First Floor Patio & Stair	1,112 S.F.
Second Floor	2,198 S.F.
Second Floor Patio	987 S.F.
<b>Total</b>	<b>10,268 S.F.</b>
Conditioned Areas	
First Floor	5,719 S.F.
Second Floor	2,198 S.F.
<b>Total Conditioned</b>	<b>7,897 S.F.</b>

## SECOND FLOOR



**TEKIN & ASSOCIATES, LLC.**  
Frisco, TX

# A5.03 2ND FLOOR PLAN - CLUBHOUSE BLDG

**LONETREE COMMUNITY**  
ROCKLIN, CA.



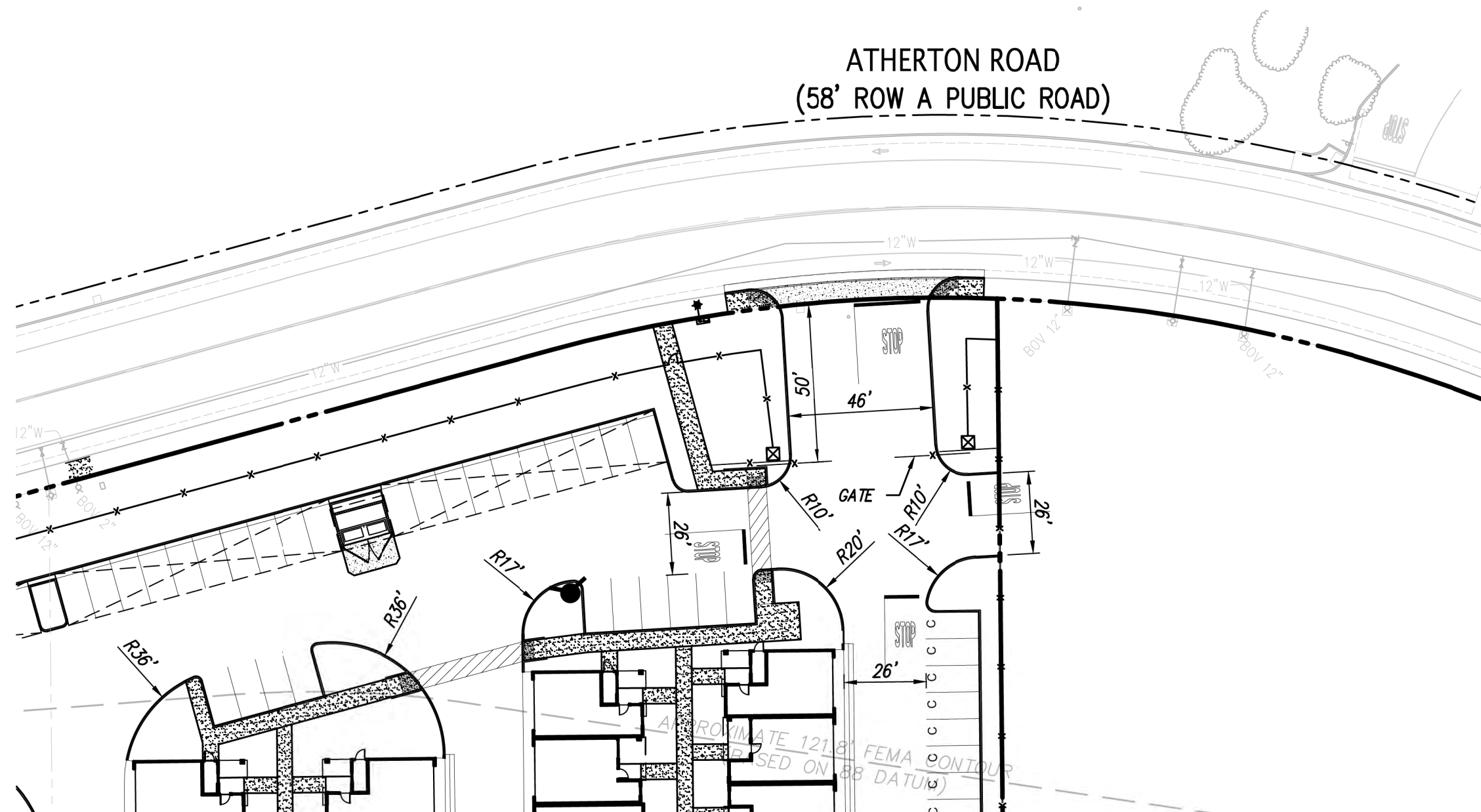
The drawings presented are illustrative of character and design intent only, and are subject to change based upon final design considerations (i.e. applicable codes, structural, and MEP design requirements, unit plan / floor plan changes, etc.) © 2017 BSB Design, Inc.





0 20' 40' 80'  
Scale 1" = 40'

ATHERTON ROAD  
(58' ROW A PUBLIC ROAD)



2850 Collier Canyon Road  
Livermore, CA 94551  
Phone: (925) 245-8788  
www.kierwright.com

ROCKLIN,

DRIVEWAY EXHIBIT  
OF  
LOTS 1, AND 2 Z M 90  
FOR  
TEKIN & ASSOCIATES, LLC

DATE	APRIL, 2022
SCALE	1" = 40'
BY	VB
JOB NO.	A20700
SHEET	1 OF 1

CALIFORNIA